

**NORTH UNION LSD
FINANCIAL REPORT**

MAY 2023



ACCOUNT

RECONCILIATION



NORTH UNION LOCAL SCHOOL DISTRICT

Date - May 2023

CASH RECONCILIATION REPORT

		Total Fund Balance:	\$17,497,152.96
Gross Depository (Bank) Balance:		\$6,067,142.95	
Richwood Banking Company			
Certificates of Deposit:	\$3,044,000.00	CD's - Multi Bank Securities	
Other Securities:	\$8,579,873.58	STAR Ohio	
Other Investments:	\$0.00		
	Total Investments:	\$11,623,873.58	
	Cash in Transit to Depository:	\$0.00	
	Petty Cash Balance:	\$25.00	
	Total:	\$17,691,041.53	
	Total Outstanding Checks:	-\$193,888.55	
	Adjustments:	\$0.00	
		Reconciliation Balance:	\$17,497,152.98

*Note - This calculation will not tie to the check register included in this packet.

The check register enclosed details all checks issued for May.

This figure comprises total outstanding checks as of 05/31/2023.

SUMMARY OF RELEVANT FUND DATA

May 31, 2023

FUND ACCOUNTS (CASH) FINANCIAL REPORT

	<u>AMOUNT</u>
GENERAL FUND BALANCE.....	\$15,074,573.16
TOTAL ALL FUNDS.....	\$17,497,152.98
MAY GENERAL FUND RECEIPTS.....	\$1,247,965.71
MAY GENERAL FUND EXPENDITURES.....	\$1,566,193.04
TOTAL MAY RECEIPTS.....	\$1,528,012.26
TOTAL MAY EXPENDITURES.....	\$2,260,877.00
PETTY CASH.....	\$25.00

CHECK LIST FOR CURRENT ACCOUNTING MONTH

TOTAL CHECKS ISSUED IN MAY.....	\$2,222,465.51
Includes Voided Checks Amounts	

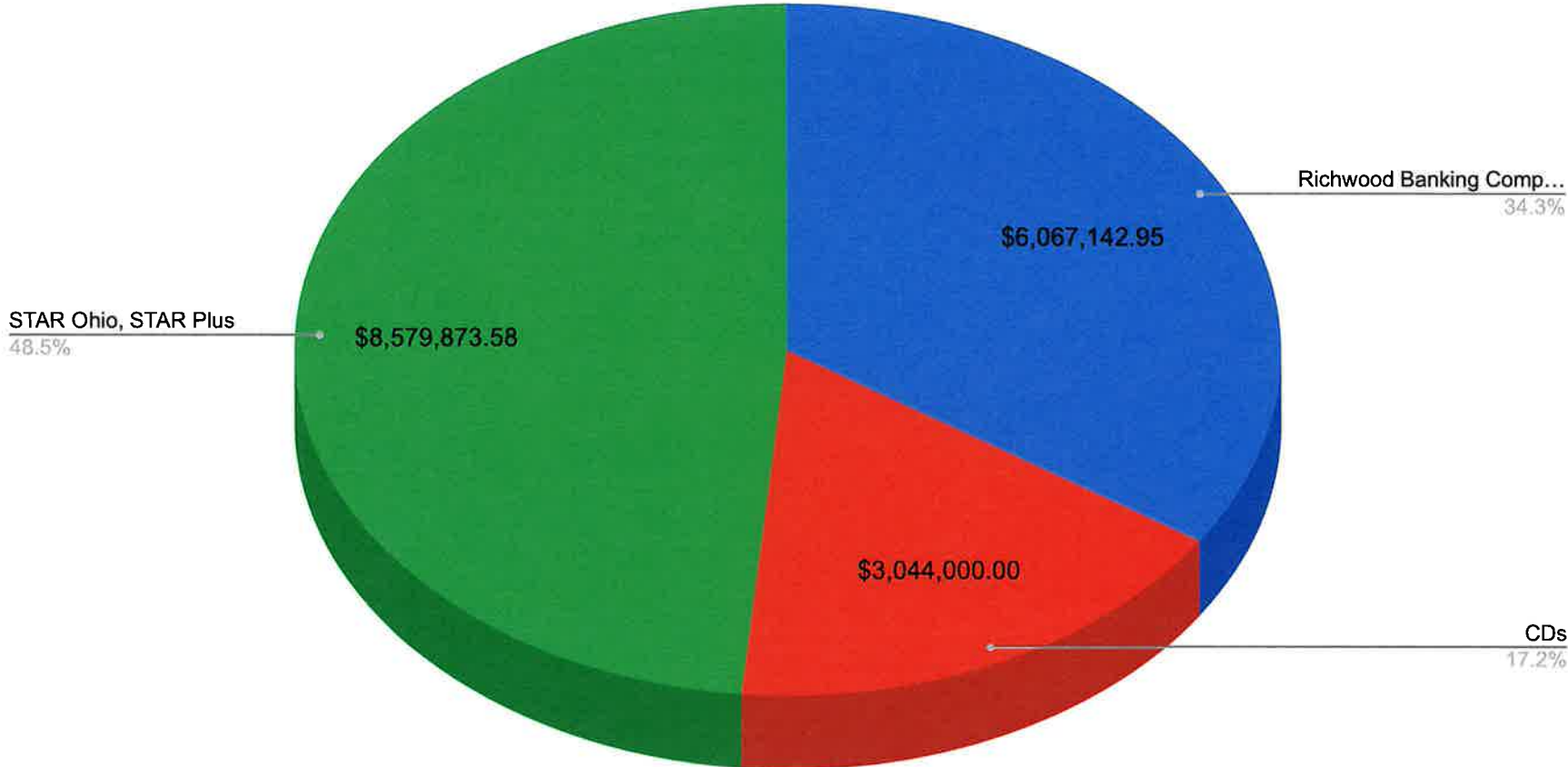
INVESTMENT

SUMMARY

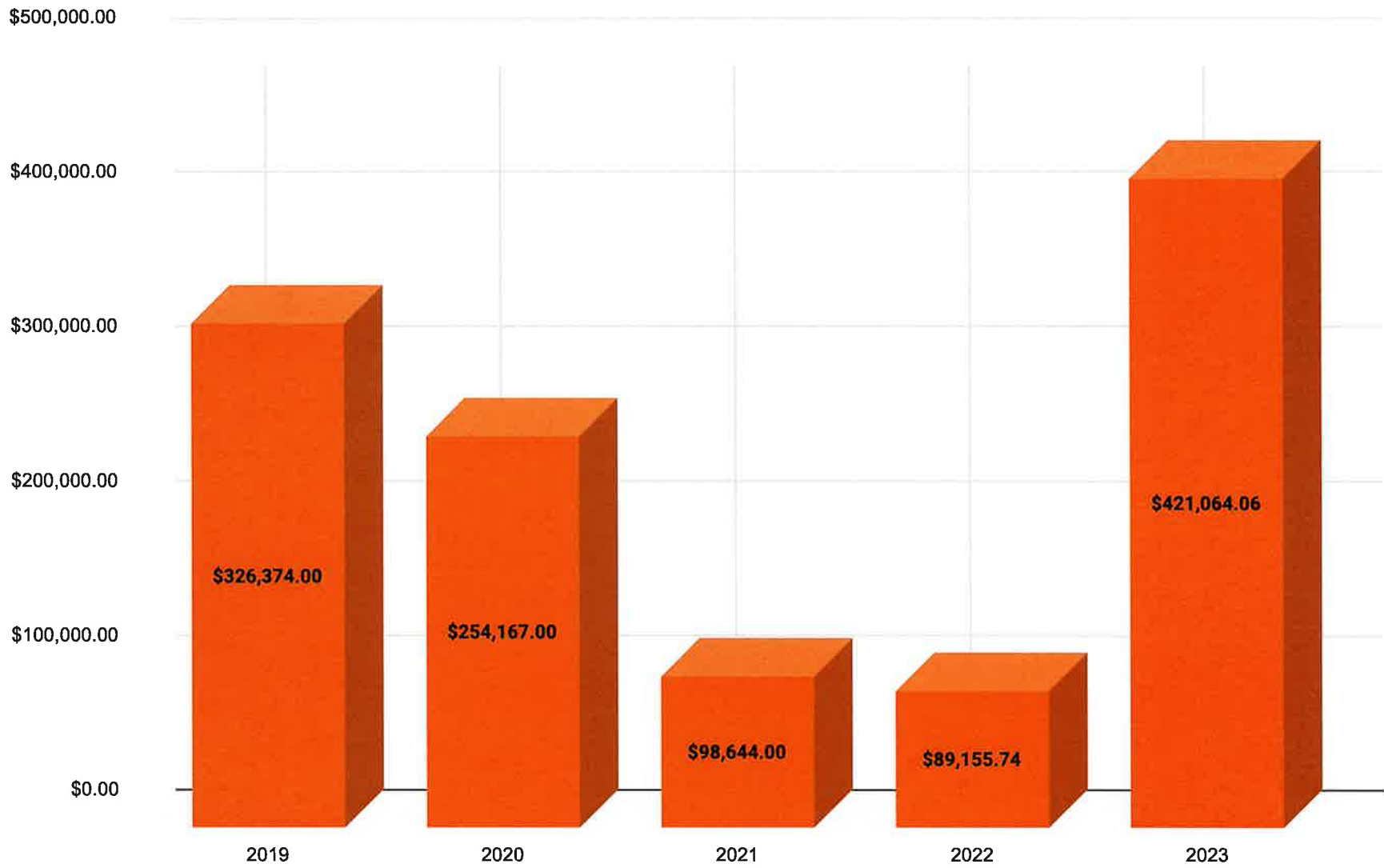


Disbursement Of Funds

As of 05/31/2023



Interest Earning Comparison



2023 Earnings As of May 2023

SUMMARY OF AVAILABLE CASH BY FUND



Summary of Available Cash Accounting Month - 05/2023

Fund #	Fund Name	Beginning Balance		Fiscal Year To Date			Ending Balance
		as of 07/01/2022	Receipts	Expenditures	Encumbrances	5/31/2023	
0010000	General	\$ 10,299,366.02	\$ 16,388,676.59	\$ 15,681,125.30	\$ 789,566.56	\$ 10,217,350.75	
0019121	General - HB 412 Supplies	\$ 1,746,535.74	\$ 600,000.00	\$ 402,187.10	\$ 163,952.91	\$ 1,780,395.73	
0019122	General - HB 412 Capital Outlay	\$ 519,991.14	\$ 2,000,000.00	\$ 731,370.54	\$ 862,677.44	\$ 925,943.16	
0019123	General - HB 412 Reserve	\$ 334,686.61	\$ -	\$ -	\$ -	\$ 334,686.61	
0020000	Bond Retirement	\$ 408,069.57	\$ 601,212.55	\$ 608,441.16	\$ -	\$ 400,840.96	
0030000	Permanent Improvement Fund	\$ 915,321.45	\$ 307,496.52	\$ 916,152.17	\$ 217,589.95	\$ 89,075.85	
0060000	Food Services	\$ 233,160.16	\$ 725,636.41	\$ 747,975.93	\$ 191,653.97	\$ 19,166.67	
0070000	Scholarships	\$ 199,775.32	\$ 15,991.93	\$ 20,427.75	\$ 4,972.25	\$ 190,367.25	
0180000	Public School Support	\$ 143,082.13	\$ 113,464.58	\$ 110,703.71	\$ 58,140.58	\$ 87,702.42	
0340000	Capital Maintenance Fund	\$ 721,357.26	\$ 76,531.47	\$ 224,224.39	\$ 151,261.80	\$ 422,402.54	
0709021	Impact60/Daniels - FY 2021	\$ 65,243.52	\$ 15,000.00	\$ 25,857.00	\$ 41,183.26	\$ 13,203.26	
2000000	Activity Accounts - Student Managed	\$ 55,812.84	\$ 52,940.85	\$ 39,289.33	\$ 12,048.75	\$ 57,415.61	
3000000	Activity Accounts - Advisor Managed	\$ 162,175.23	\$ 245,497.23	\$ 240,234.55	\$ 96,927.65	\$ 70,510.26	
4510000	Data Communications Grant	\$ -	\$ 5,400.00	\$ 5,400.00	\$ -	\$ -	
4670000	Student Wellness and Success	\$ 545,901.68	\$ -	\$ 261,771.39	\$ 15,433.46	\$ 268,696.83	
4999022	School Bus Purchase Program	\$ -	\$ 135,000.00	\$ 135,000.00	\$ -	\$ -	
4999023	AG School Safety Grant - FY 2023	\$ -	\$ 7,701.23	\$ 7,701.23	\$ -	\$ -	
5070000	ESSER (CARES/ARP) Grant	\$ 25,603.57	\$ 253,419.85	\$ 281,558.09	\$ 39,898.89	\$ (42,433.56)	
5079023	ARP Homeless Targeted Support Grant FY23	\$ -	\$ 3,233.40	\$ 3,233.40	\$ 13,266.60	\$ (13,266.60)	
5160000	IDEA Part B	\$ 1,458.33	\$ 321,410.15	\$ 324,333.07	\$ -	\$ (1,464.59)	
5169222	IDEA-B ARP Grant	\$ -	\$ 10,745.13	\$ 10,745.13	\$ -	\$ -	
5720000	Title I Grant	\$ -	\$ 120,547.80	\$ 120,547.80	\$ 488.31	\$ (488.31)	
5720100	Expanding Opportunities	\$ -	\$ -	\$ -	\$ -	\$ -	
5840000	Title IV-A - Student Support	\$ -	\$ 12,178.66	\$ 12,178.66	\$ -	\$ -	
5870000	Preschool Disabilities Grant	\$ -	\$ 7,034.57	\$ 7,034.57	\$ -	\$ -	
5879222	Preschool Disabilities ARP Grant	\$ -	\$ 2,468.67	\$ 2,468.67	\$ -	\$ -	
5900000	Title II-A	\$ -	\$ 33,999.77	\$ 33,999.77	\$ -	\$ -	
599-9023	School Safety Grant - FY 2023	\$ -	\$ 47,123.05	\$ 29,137.29	\$ 17,985.76	\$ 0.00	
599-9123	NLSP Cafeteria Equipment Grant FY 23	\$ -	\$ -	\$ -	\$ 35,000.00	\$ (35,000.00)	
Totals		\$ 16,377,540.57	\$ 22,102,710.41	\$ 20,983,098.00	\$ 2,712,048.14	\$ 14,785,104.84	

Summary of Available Cash Accounting Month - 05/2023

Curent Month Activity

Fund #	Fund Name	Beginning Balance as of 05/01/2023	Receipts	Current Month Expenditures	Encumbrances	Ending Balance 5/31/2023
0010000	General	\$ 11,325,144.64	\$ 1,247,965.71	\$ 1,566,193.04	\$ 789,566.56	\$ 10,217,350.75
0019121	General - HB 412 Supplies	\$ 1,945,305.04	\$ -	\$ 956.40	\$ 163,952.91	\$ 1,780,395.73
0019122	General - HB 412 Capital Outlay	\$ 1,824,929.01	\$ -	\$ 36,308.41	\$ 862,677.44	\$ 925,943.16
0019123	General - HB 412 Reserve	\$ 334,686.61	\$ -	\$ -	\$ -	\$ 334,686.61
0020000	Bond Retirement	\$ 394,716.01	\$ 37,404.57	\$ 31,279.62	\$ -	\$ 400,840.96
0030000	Permanent Improvement Fund	\$ 745,211.31	\$ 19,832.80	\$ 458,378.31	\$ 217,589.95	\$ 89,075.85
0060000	Food Services	\$ 179,585.29	\$ 76,331.53	\$ 45,096.18	\$ 191,653.97	\$ 19,166.67
0070000	Scholarships	\$ 194,727.12	\$ 3,640.13	\$ 3,027.75	\$ 4,972.25	\$ 190,367.25
0180000	Public School Support	\$ 141,361.46	\$ 17,077.37	\$ 12,595.83	\$ 58,140.58	\$ 87,702.42
0340000	Capital Maintenance Fund	\$ 569,589.41	\$ 4,085.76	\$ 10.83	\$ 151,261.80	\$ 422,402.54
0709021	Impact60/Daniels - FY 2021	\$ 54,386.52	\$ -	\$ -	\$ 41,183.26	\$ 13,203.26
2000000	Activity Accounts - Student Managed	\$ 71,757.80	\$ 2,183.50	\$ 4,476.94	\$ 12,048.75	\$ 57,415.61
3000000	Activity Accounts - Advisor Managed	\$ 160,223.75	\$ 21,505.16	\$ 14,291.00	\$ 96,927.65	\$ 70,510.26
4510000	Data Communications Grant	\$ -	\$ -	\$ -	\$ -	\$ -
4670000	Student Wellness and Success	\$ 294,910.65	\$ -	\$ 10,780.36	\$ 15,433.46	\$ 268,696.83
4999022	School Bus Purchase Program	\$ -	\$ -	\$ -	\$ -	\$ -
4999023	AG School Safety Grant - FY 2023	\$ 7,701.23	\$ -	\$ 7,701.23	\$ -	\$ -
5070000	ESSER (CARES/ARP) Grant	\$ (23,512.98)	\$ 43,085.53	\$ 22,107.22	\$ 39,898.89	\$ (42,433.56)
5079023	ARP Homeless Targeted Support Grant FY23	\$ (2,922.84)	\$ 3,233.40	\$ 310.56	\$ 13,266.60	\$ (13,266.60)
5160000	IDEA Part B	\$ (1,036.56)	\$ 29,317.63	\$ 29,745.66	\$ -	\$ (1,464.59)
5169222	IDEA-B ARP Grant	\$ (5,105.51)	\$ 9,304.51	\$ 4,199.00	\$ -	\$ -
5720000	Title I Grant	\$ 374.00	\$ 12,730.09	\$ 13,104.09	\$ 488.31	\$ (488.31)
5720100	Expanding Opportunities	\$ -	\$ -	\$ -	\$ -	\$ -
5840000	Title IV-A - Student Support	\$ -	\$ -	\$ -	\$ -	\$ -
5870000	Preschool Disabilities Grant	\$ -	\$ -	\$ -	\$ -	\$ -
5879222	Preschool Disabilities ARP Grant	\$ -	\$ 314.57	\$ 314.57	\$ -	\$ -
5900000	Title II-A	\$ -	\$ -	\$ -	\$ -	\$ -
599-9023	School Safety Grant - FY 2023	\$ 17,985.76	\$ -	\$ -	\$ 17,985.76	\$ -
599-9123	NLSP Cafeteria Equipment Grant FY 23	\$ -	\$ -	\$ -	\$ 35,000.00	\$ (35,000.00)
Totals		\$ 18,230,017.72	\$ 1,528,012.26	\$ 2,260,877.00	\$ 2,712,048.14	\$ 14,785,104.84

Cash Financial Report

Accounting Month - 05/2023

Fund #	Fund Name	Beginning Balance as of 07/01/2022	Fiscal Year To Date		Ending Balance 5/31/2023
			Receipts	Expenditures	
0010000	General	\$ 10,299,366.02	\$ 16,388,676.59	\$ 15,681,125.30	\$ 11,006,917.31
0019121	General - HB 412 Supplies	\$ 1,746,535.74	\$ 600,000.00	\$ 402,187.10	\$ 1,944,348.64
0019122	General - HB 412 Capital Outlay	\$ 519,991.14	\$ 2,000,000.00	\$ 731,370.54	\$ 1,788,620.60
0019123	General - HB 412 Reserve	\$ 334,686.61	\$ -	\$ -	\$ 334,686.61
0020000	Bond Retirement	\$ 408,069.57	\$ 601,212.55	\$ 608,441.16	\$ 400,840.96
0030000	Permanent Improvement Fund	\$ 915,321.45	\$ 307,496.52	\$ 916,152.17	\$ 306,665.80
0060000	Food Services	\$ 233,160.16	\$ 725,636.41	\$ 747,975.93	\$ 210,820.64
0070000	Scholarships	\$ 199,775.32	\$ 15,991.93	\$ 20,427.75	\$ 195,339.50
0180000	Public School Support	\$ 143,082.13	\$ 113,464.58	\$ 110,703.71	\$ 145,843.00
0340000	Capital Maintenance Fund	\$ 721,357.26	\$ 76,531.47	\$ 224,224.39	\$ 573,664.34
0709021	Impact60/Daniels - FY 2021	\$ 65,243.52	\$ 15,000.00	\$ 25,857.00	\$ 54,386.52
2000000	Activity Accounts - Student Managed	\$ 55,812.84	\$ 52,940.85	\$ 39,289.33	\$ 69,464.36
3000000	Activity Accounts - Advisor Managed	\$ 162,175.23	\$ 245,497.23	\$ 240,234.55	\$ 167,437.91
4510000	Data Communications Grant	\$ -	\$ 5,400.00	\$ 5,400.00	\$ -
4670000	Student Wellness and Success	\$ 545,901.68	\$ -	\$ 261,771.39	\$ 284,130.29
4999022	School Bus Purchase Program	\$ -	\$ 135,000.00	\$ 135,000.00	\$ -
4999023	AG School Safety Grant - FY 2023	\$ -	\$ 7,701.23	\$ 7,701.23	\$ -
5070000	ESSER (CARES/ARP) Grant	\$ 25,603.57	\$ 253,419.85	\$ 281,558.09	\$ (2,534.67)
5079023	RP Homeless Targeted Support Grant FY	\$ -	\$ 3,233.40	\$ 3,233.40	\$ -
5160000	IDEA Part B	\$ 1,458.33	\$ 321,410.15	\$ 324,333.07	\$ (1,464.59)
5169222	IDEA-B ARP Grant	\$ -	\$ 10,745.13	\$ 10,745.13	\$ -
5720000	Title I Grant	\$ -	\$ 120,547.80	\$ 120,547.80	\$ -
5720100	Expanding Opportunities	\$ -	\$ -	\$ -	\$ -
5840000	Title IV-A - Student Support	\$ -	\$ 12,178.66	\$ 12,178.66	\$ -
5870000	Preschool Disabilities Grant	\$ -	\$ 7,034.57	\$ 7,034.57	\$ -
5879222	Preschool Disabilities ARP Grant	\$ -	\$ 2,468.67	\$ 2,468.67	\$ -
5900000	Title II-A	\$ -	\$ 33,999.77	\$ 33,999.77	\$ -
599-9023	School Safety Grant - FY 2023	\$ -	\$ 47,123.05	\$ 29,137.29	\$ 17,985.76
599-9123	NLSP Cafeteria Equipment Grant FY 23	\$ -	\$ -	\$ -	\$ -
Totals		\$ 16,377,540.57	\$ 22,102,710.41	\$ 20,983,098.00	\$ 17,497,152.98

North Union Local Schools
May 2023 Fund Balances

Table with 10 columns: Full Account Code, Description, Initial Cash, MTD Received, FYTD Received, MTD Expended, FYTD Expended, Fund Balance, Encumbrance, Unencumbered Balance. Rows include various fund categories like General Fund, Bond Retirement Fund, and various scholarship funds.

North Union Local Schools May 2023 Fund Balances

Full Account Code	Description	Initial Cash	MTD Received	FYTD Received	MTD Expended	FYTD Expended	Fund Balance	Encumbrance	Unencumbered Balance
200-9017	CLASS OF 2017	\$ 60.83	\$ 0.00	\$ 0.00	\$ 0.00	\$ 0.00	\$ 60.83	\$ 0.00	\$ 60.83
200-9018	CLASS OF 2018	1,456.10	0.00	0.00	0.00	0.00	1,456.10	0.00	1,456.10
200-9019	CLASS OF 2019	211.34	0.00	0.00	0.00	0.00	211.34	0.00	211.34
200-9020	CLASS OF 2020	1,398.69	0.00	0.00	0.00	0.00	1,398.69	0.00	1,398.69
200-9021	CLASS OF 2021	3,388.90	0.00	0.00	0.00	0.00	3,388.90	0.00	3,388.90
200-9022	CLASS OF 2022	5,028.99	0.00	0.00	0.00	0.00	5,028.99	0.00	5,028.99
200-9023	CLASS OF 2023	4,689.18	0.00	0.00	0.00	116.23	4,572.95	2,086.77	2,486.18
200-9024	CLASS OF 2024	1,590.00	185.00	11,676.10	1,499.94	4,173.54	9,092.56	574.96	8,517.60
200-9025	CLASS OF 2025	500.00	0.00	2,080.00	0.00	0.00	2,580.00	3.00	2,577.00
200-9026	CLASS OF 2026	0.00	0.00	500.00	0.00	0.00	500.00	3.00	497.00
200-9050	Student Act - MS St Council	4,318.15	0.00	219.25	624.00	624.00	3,913.40	676.00	3,237.40
200-9111	Art Club	2,129.64	0.00	0.00	0.00	0.00	2,129.64	3.00	2,126.64
200-9141	National Honor Society	372.40	0.00	332.00	0.00	267.99	436.41	85.01	351.40
200-9330	HS FFA	12,703.02	1,878.50	33,506.50	391.00	29,866.09	16,343.43	2,364.85	13,978.58
200-9350	Industrial Arts Club	542.79	0.00	0.00	0.00	0.00	542.79	0.00	542.79
200-9370	HS BPA	2,834.42	0.00	0.00	0.00	0.00	2,834.42	3.00	2,831.42
200-9610	HS Student Council	8,181.39	0.00	4,182.00	1,962.00	3,673.60	8,689.79	2,111.04	6,578.75
200-9630	SOS (STUDENTS OF SERVICE) CLUB	47.75	0.00	0.00	0.00	0.00	47.75	3.00	44.75
200-9680	HS Yearbook	4,689.27	120.00	445.00	0.00	567.88	4,566.39	4,135.12	431.27
300-9000	MHUC ATHLETIC RESERVE FUND	0.00	0.00	20,000.00	0.00	20,000.00	0.00	0.00	0.00
300-9050	MS Athletic Department	36,281.13	140.00	39,331.60	200.00	32,309.17	43,303.56	14,418.25	28,885.31
300-9060	HS Athletic Department	69,494.15	3,990.46	112,463.10	(530.43)	107,287.30	74,669.95	64,647.30	10,022.65
300-9117	North Union Robotics Club	42,247.44	11,250.00	60,737.08	14,578.84	72,511.84	30,472.68	16,001.03	14,471.65
300-9134	HS Marching Band	4,100.40	567.00	817.00	0.00	225.00	4,692.40	3.00	4,689.40
300-9137	HS Show Choir	2,955.08	5,557.70	9,118.70	42.59	5,095.09	6,978.69	1,202.41	5,776.28
300-9139	Drama - Music Production	6,616.98	0.00	3,029.75	0.00	2,806.15	6,840.58	652.66	6,187.92
300-9190	HS In The Know	480.05	0.00	0.00	0.00	0.00	480.05	3.00	477.05
451-9023	NETWORK CONNECTIVITY FY 2022 GRANT	0.00	0.00	5,400.00	0.00	5,400.00	0.00	0.00	0.00
467-9020	STUDENT WELLNESS & SUCCESS FY 2020	99,712.36	0.00	0.00	7,096.93	88,190.43	11,521.93	4,116.89	7,405.04
467-9021	STUDENT WELLNESS & SUCCESS FY 2021	446,189.32	0.00	0.00	3,683.43	173,580.96	272,608.36	11,316.57	261,291.79
499-9022	SCHOOL BUS PURCHASE PROGRAM FY 2022-23	0.00	0.00	135,000.00	0.00	135,000.00	0.00	0.00	0.00
499-9023	ATTORNEY GENERAL SCHOOL SAFETY GRANT FY23	0.00	0.00	7,701.23	7,701.23	7,701.23	0.00	0.00	0.00
507-9022	ESSER III - ARP FUNDS	18,018.77	37,919.05	180,790.72	16,498.09	198,809.49	0.00	39,898.89	(39,898.89)
507-9023	ARP HOMELESS TARGETED SUPPORT GRANT	0.00	3,233.40	3,233.40	310.56	3,233.40	0.00	13,266.60	(13,266.60)
507-9121	ESSER - ROUND 2 FUNDS	7,584.80	5,166.48	72,629.13	5,609.13	82,748.60	(2,534.67)	0.00	(2,534.67)
516-9022	IDEA-B FEDERAL GRANT FY	1,458.33	0.00	53,420.25	0.00	54,878.58	0.00	0.00	0.00

North Union Local Schools May 2023 Fund Balances

Full Account Code	Description	Initial Cash	MTD Received	FYTD Received	MTD Expended	FYTD Expended	Fund Balance	Encumbrance	Unencumbered Balance
	2022								
516-9023	IDEA-B FEDERAL GRANT FY 2023	\$ 0.00	\$ 29,317.63	\$ 267,989.90	\$ 29,745.66	\$ 269,454.49	\$ (1,464.59)	\$ 0.00	\$ (1,464.59)
516-9222	ARP IDEA-B - FY 2022 FEDERAL GRANT	0.00	9,304.51	10,745.13	4,199.00	10,745.13	0.00	0.00	0.00
572-9023	TITLE I FY 2023	0.00	12,730.09	120,547.80	13,104.09	120,547.80	0.00	488.31	(488.31)
584-9023	TITLE IV-A - STUDENT SUPPORT FY 2023	0.00	0.00	12,178.66	0.00	12,178.66	0.00	0.00	0.00
587-9023	PRESCHOOL DISABILITIES - FY 2023	0.00	0.00	7,034.57	0.00	7,034.57	0.00	0.00	0.00
587-9222	ARP PRESCHOOL DISABILITIES FY 2022 FEDERAL GRANT	0.00	314.57	2,468.67	314.57	2,468.67	0.00	0.00	0.00
590-9023	TITLE II-A FY 2023	0.00	0.00	33,999.77	0.00	33,999.77	0.00	0.00	0.00
599-9023	SCHOOL SAFETY GRANT - FY 2023	0.00	0.00	47,123.05	0.00	29,137.29	17,985.76	17,985.76	0.00
599-9123	NLSP CAFETERIA EQUIPMENT GRANT FY 2023	0.00	0.00	0.00	0.00	0.00	0.00	35,000.00	(35,000.00)
Grand Total		\$ 16,377,540.57	\$ 1,528,012.26	\$ 22,102,710.41	\$ 2,260,877.00	\$ 20,983,098.00	\$ 17,497,152.98	\$ 2,712,048.14	\$ 14,785,104.84

**2022-2023
FINANCIAL FORECASTS
AND
ACTUALS**



**NORTH UNION LOCAL SCHOOL DISTRICT
2022-2023 CASH PROJECTION
GENERAL FUND BUDGET
May 2023**

MONTH	JULY	AUGUST	SEPTEMBER	OCTOBER	NOVEMBER	DECEMBER	JANUARY	FEBRUARY	MARCH	APRIL	MAY	JUNE
BEGINNING CASH BALANCE	\$12,900,580	\$13,075,549	\$12,505,291	\$14,026,546	\$14,146,995	\$13,376,812	\$12,912,421	\$12,699,194	\$12,059,493	\$11,422,440	\$14,210,620	\$13,920,777
RECEIPTS:												
LOCAL SOURCES:												
Real Estate	\$0	\$120,062	\$1,958,795	\$0	\$0	\$0	\$0	\$0	\$153,620	\$2,810,248	\$0	\$0
Personal Tangible	\$0	\$2,756	\$247,696	\$0	\$0	\$0	\$0	\$0	\$2,756	\$242,477	\$0	\$0
Investment Earnings	\$17,708	\$21,746	\$18,345	\$18,345	\$18,345	\$18,345	\$18,345	\$18,345	\$18,345	\$18,345	\$18,345	\$18,330
Income Tax	\$972,558	\$0	\$0	\$498,668	\$0	\$0	\$542,433	\$0	\$0	\$497,322	\$0	\$0
Other	\$8,715	\$10,669	\$31,783	\$31,783	\$31,783	\$31,783	\$31,783	\$111,783	\$31,783	\$31,783	\$111,785	\$31,783
STATE SOURCES:												
Foundation Program	\$713,604	\$763,390	\$716,825	\$716,825	\$716,825	\$716,825	\$756,831	\$716,825	\$716,825	\$716,825	\$716,825	\$716,825
Rollback/Homestead	\$0	\$0	\$18,552	\$333,449	\$0	\$0	\$0	\$0	\$0	\$0	\$351,161	\$0
Other	\$49,659	\$49,659	\$51,268	\$51,268	\$51,268	\$51,268	\$51,268	\$51,268	\$51,268	\$51,268	\$51,268	\$51,270
TRANSFERS:												
Transfers/Adv In	\$0	\$0	\$0	\$0	\$0	\$0	\$0	\$0	\$0	\$0	\$0	\$0
Prior Year Refund	\$15	\$2,275	\$43,000	\$0	\$0	\$0	\$0	\$0	\$0	\$0	\$0	\$4,710
TOTAL RECEIPTS:	\$1,762,259	\$970,558	\$3,086,264	\$1,650,338	\$818,221	\$818,221	\$1,400,660	\$898,221	\$974,597	\$4,368,268	\$1,249,384	\$822,918
TOTAL REC + CASH BALANCE	\$14,662,839	\$14,046,107	\$15,591,555	\$15,676,884	\$14,965,216	\$14,195,033	\$14,313,081	\$13,597,415	\$13,034,090	\$15,790,707	\$15,460,004	\$14,743,695
EXPENDITURES:												
Salary/Wages	\$815,393	\$813,035	\$835,996	\$835,996	\$900,996	\$835,996	\$835,996	\$835,996	\$900,996	\$835,996	\$835,996	\$931,005
Fringe Benefits	\$412,848	\$403,289	\$415,896	\$415,896	\$415,896	\$166,415	\$450,285	\$430,269	\$430,269	\$430,269	\$430,269	\$430,269
Purchased Services	\$218,090	\$144,098	\$206,740	\$206,740	\$206,740	\$206,740	\$206,740	\$206,740	\$206,740	\$206,740	\$206,740	\$406,743
Supplies/Materials	\$111,310	\$84,477	\$39,796	\$39,796	\$39,796	\$39,796	\$39,796	\$39,796	\$39,796	\$39,796	\$39,796	\$104,797
Capital Outlay/Equipment	\$13,706	\$56,703	\$22,801	\$22,801	\$22,801	\$22,801	\$72,801	\$22,801	\$22,801	\$22,801	\$22,801	\$89,204
Transfers/Adv. Out	\$0	\$1,000	\$0	\$0	\$0	\$0	\$0	\$0	\$0	\$0	\$0	\$109,000
Other	\$15,942	\$38,213	\$43,780	\$8,660	\$2,175	\$10,864	\$8,269	\$2,320	\$11,048	\$44,485	\$3,625	\$27,236
TOTAL EXPENDITURES:	\$1,587,290	\$1,540,816	\$1,565,009	\$1,529,889	\$1,588,404	\$1,282,612	\$1,613,887	\$1,537,922	\$1,611,650	\$1,580,087	\$1,539,227	\$2,098,254
ENDING CASH BALANCE:	\$13,075,549	\$12,505,291	\$14,026,546	\$14,146,995	\$13,376,812	\$12,912,421	\$12,699,194	\$12,059,493	\$11,422,440	\$14,210,620	\$13,920,777	\$12,645,441
TOTAL RECEIPTS VS.	\$1,762,259	\$970,558	\$3,086,264	\$1,650,338	\$818,221	\$818,221	\$1,400,660	\$898,221	\$974,597	\$4,368,268	\$1,249,384	\$822,918
TOTAL EXPENDITURES	\$1,587,290	\$1,540,816	\$1,565,009	\$1,529,889	\$1,588,404	\$1,282,612	\$1,613,887	\$1,537,922	\$1,611,650	\$1,580,087	\$1,539,227	\$2,098,254
	\$174,969	-\$570,258	\$1,521,255	\$120,449	-\$770,183	-\$464,391	-\$213,227	-\$639,701	-\$637,053	\$2,788,181	-\$289,843	-\$1,275,336

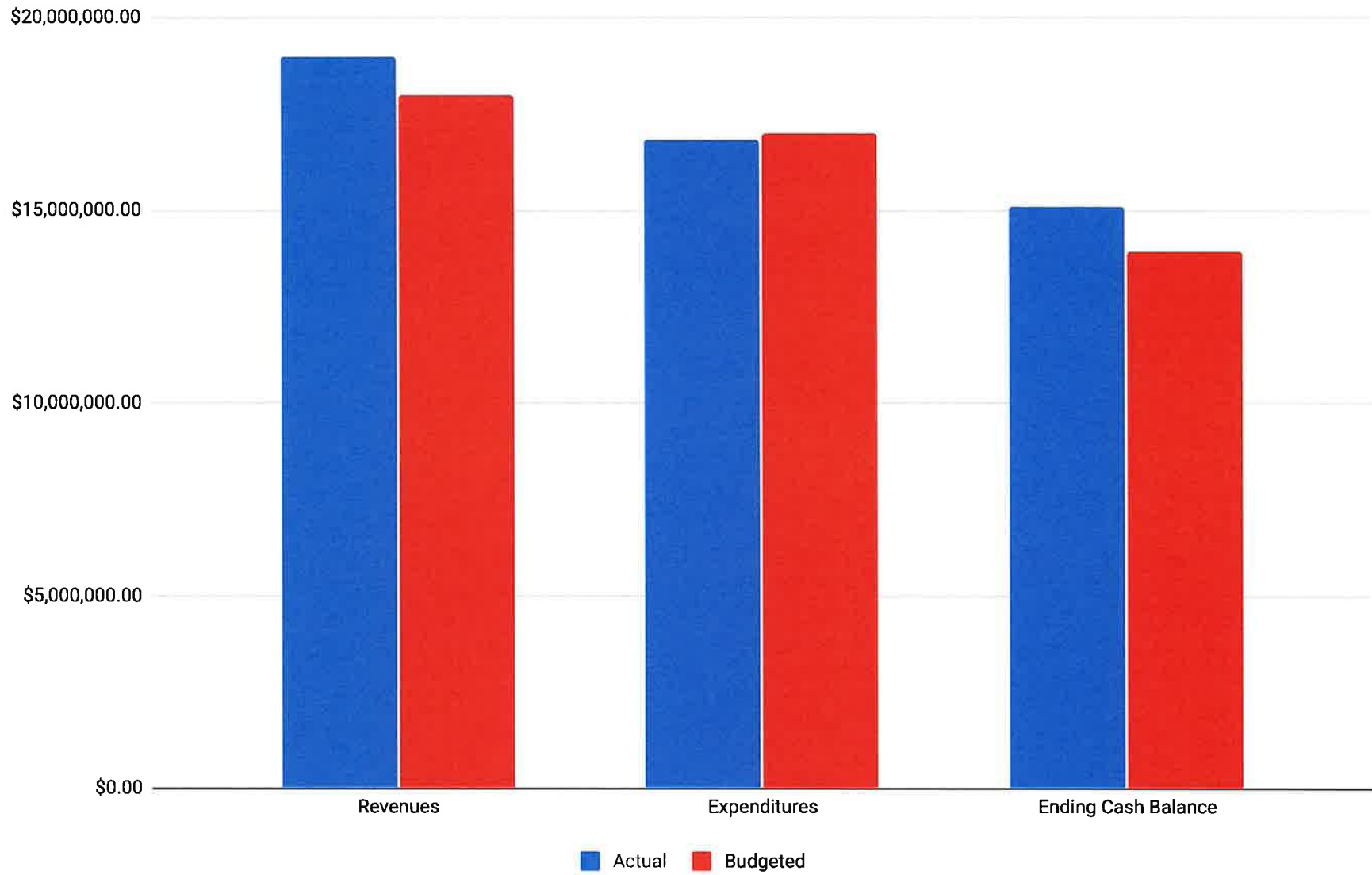
Forecast Based Upon September 2022 Five Year Forecast.

**NORTH UNION LOCAL SCHOOL DISTRICT
2022-2023 CASH PROJECTION
GENERAL FUND ACTUALS
May 2023**

MONTH	JULY	AUGUST	SEPTEMBER	OCTOBER	NOVEMBER	DECEMBER	JANUARY	FEBRUARY	MARCH	APRIL	MAY	JUNE
BEGINNING CASH BALANCE	\$12,900,580	\$13,075,549	\$12,505,291	\$14,001,748	\$14,199,081	\$13,441,121	\$12,928,658	\$12,771,130	\$12,414,492	\$11,871,156	\$15,430,065	\$15,065,865
RECEIPTS:												
LOCAL SOURCES:												
Real Estate	\$0	\$120,062	\$1,958,795	\$0	\$0	\$0	\$0	\$0	\$146,165	\$3,302,662	\$0	\$0
Personal Tangible	\$0	\$2,756	\$247,696	\$0	\$0	\$0	\$0	\$0	\$2,833	\$258,915	\$0	\$0
Investment Earnings	\$17,708	\$21,746	\$27,543	\$35,522	\$43,414	\$37,402	\$38,974	\$33,026	\$57,888	\$55,025	\$52,814	\$0
Income Tax	\$972,558	\$0	\$0	\$558,754	\$0	\$0	\$536,891	\$0	\$0	\$735,851	\$0	\$0
Other	\$8,715	\$10,669	\$2,518	\$27,420	\$3,919	\$2,117	\$4,452	\$287,517	\$31,532	\$8,134	\$6,091	\$0
STATE SOURCES:												
Foundation Program	\$713,604	\$763,390	\$712,556	\$722,739	\$717,236	\$715,934	\$758,635	\$711,991	\$719,002	\$708,691	\$709,963	\$0
Rollback/Homestead	\$0	\$0	\$18,712	\$334,541	\$336	\$0	\$0	\$0	\$0	\$0	\$420,499	\$0
Other	\$49,659	\$49,659	\$51,589	\$49,650	\$49,592	\$49,361	\$49,286	\$50,944	\$49,728	\$48,546	\$49,889	\$0
TRANSFERS:												
Transfers/Adv In	\$0	\$0	\$0	\$0	\$0	\$0	\$0	\$0	\$0	\$0	\$0	\$0
Prior Year Refund	\$15	\$2,275	\$39,927	\$15	\$0	\$297	\$366	\$0	\$3,252	\$0	\$0	\$0
TOTAL RECEIPTS:	\$1,762,259	\$970,558	\$3,059,335	\$1,728,640	\$814,499	\$805,112	\$1,388,604	\$1,083,477	\$1,010,400	\$5,117,826	\$1,239,258	\$0
TOTAL REC + CASH BALANCE	\$14,662,839	\$14,046,107	\$15,564,626	\$15,730,388	\$15,013,579	\$14,246,233	\$14,317,263	\$13,854,608	\$13,424,892	\$16,988,983	\$16,669,323	\$15,065,865
EXPENDITURES:												
Salary/Wages	\$815,393	\$813,035	\$838,817	\$830,943	\$907,700	\$710,053	\$819,467	\$824,898	\$906,561	\$802,762	\$868,651	\$0
Fringe Benefits	\$412,848	\$403,289	\$410,926	\$406,912	\$428,048	\$155,166	\$425,883	\$404,555	\$416,434	\$405,323	\$423,400	\$0
Purchased Services	\$218,090	\$144,098	\$210,132	\$218,046	\$173,461	\$214,381	\$216,313	\$170,071	\$182,967	\$207,685	\$272,577	\$0
Supplies/Materials	\$111,310	\$84,477	\$61,493	\$52,141	\$68,848	\$48,792	\$69,697	\$42,653	\$47,937	\$64,548	\$28,580	\$0
Capital Outlay/Equipment	\$13,706	\$56,703	\$1,090	\$15,205	\$3,974	\$186,592	\$10,175	\$0	\$45	\$0	\$7,850	\$0
Transfers/Adv. Out	\$0	\$1,000	\$0	\$0	\$0	\$0	\$0	\$0	\$0	\$0	\$0	\$0
Other	\$15,942	\$38,213	\$40,420	\$8,060	-\$9,573	\$2,592	\$4,597	-\$2,061	-\$208	\$78,600	\$2,400	\$0
TOTAL EXPENDITURES:	\$1,587,290	\$1,540,816	\$1,562,878	\$1,531,308	\$1,572,458	\$1,317,575	\$1,546,132	\$1,440,116	\$1,553,736	\$1,558,917	\$1,603,458	\$0
ENDING CASH BALANCE:	\$13,075,549	\$12,505,291	\$14,001,748	\$14,199,081	\$13,441,121	\$12,928,658	\$12,771,130	\$12,414,492	\$11,871,156	\$15,430,065	\$15,065,865	\$15,065,865
TOTAL RECEIPTS VS.	\$1,762,259	\$970,558	\$3,059,335	\$1,728,640	\$814,499	\$805,112	\$1,388,604	\$1,083,477	\$1,010,400	\$5,117,826	\$1,239,258	\$0
TOTAL EXPENDITURES	\$1,587,290	\$1,540,816	\$1,562,878	\$1,531,308	\$1,572,458	\$1,317,575	\$1,546,132	\$1,440,116	\$1,553,736	\$1,558,917	\$1,603,458	\$0
	\$174,969	-\$570,258	\$1,496,457	\$197,332	-\$757,959	-\$512,463	-\$157,528	-\$356,639	-\$543,336	\$3,558,909	-\$364,200	\$0

North Union Budget vs. Actual

July 2022 - May 2023



North Union Revenue Breakdown

July 2022 - May 2023

Other Local, Refunds
2.3%

Interest
2.2%

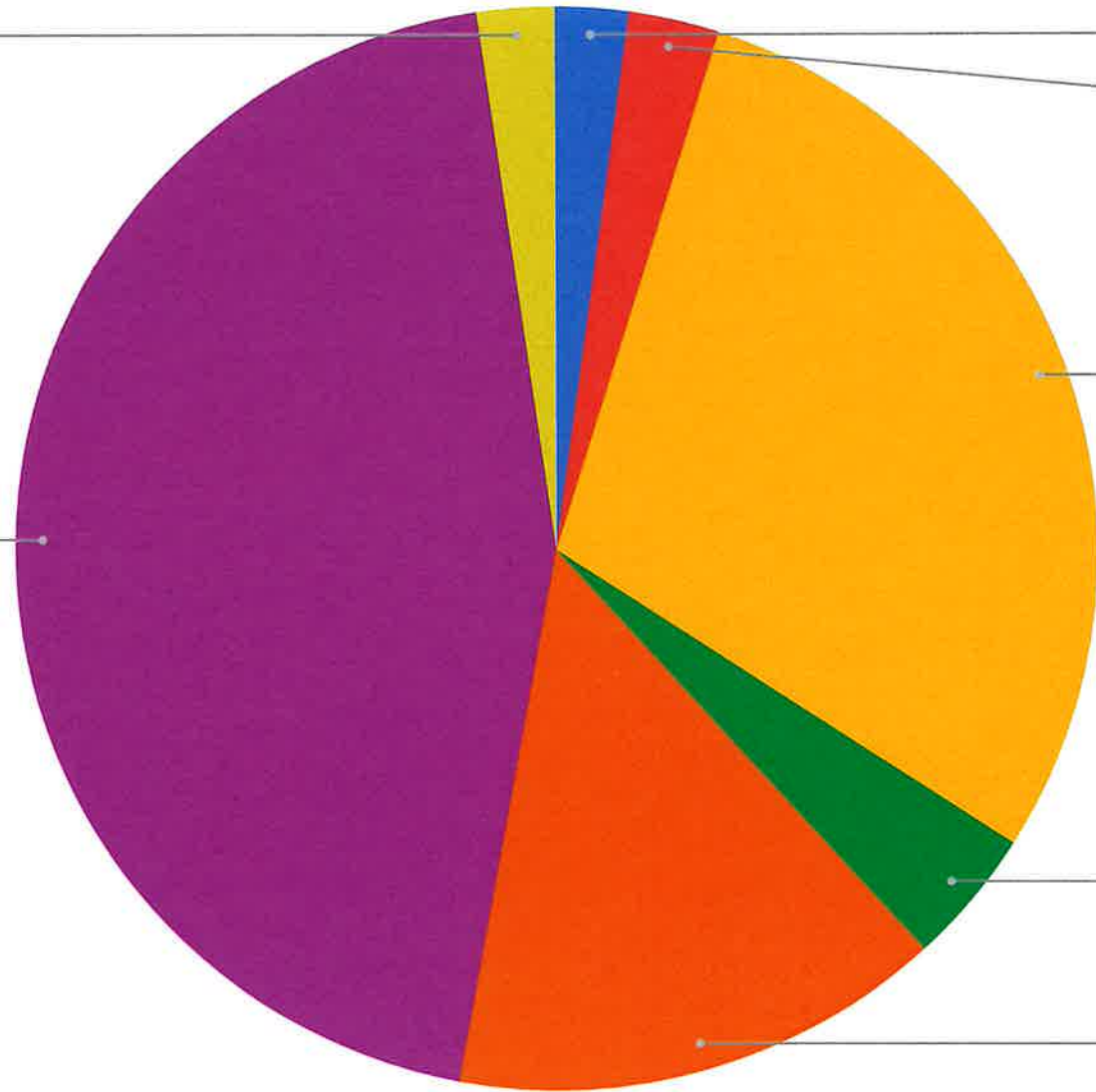
Tangible
2.7%

Real Estate
29.2%

State Support
44.8%

Rollback & Homestead
4.1%

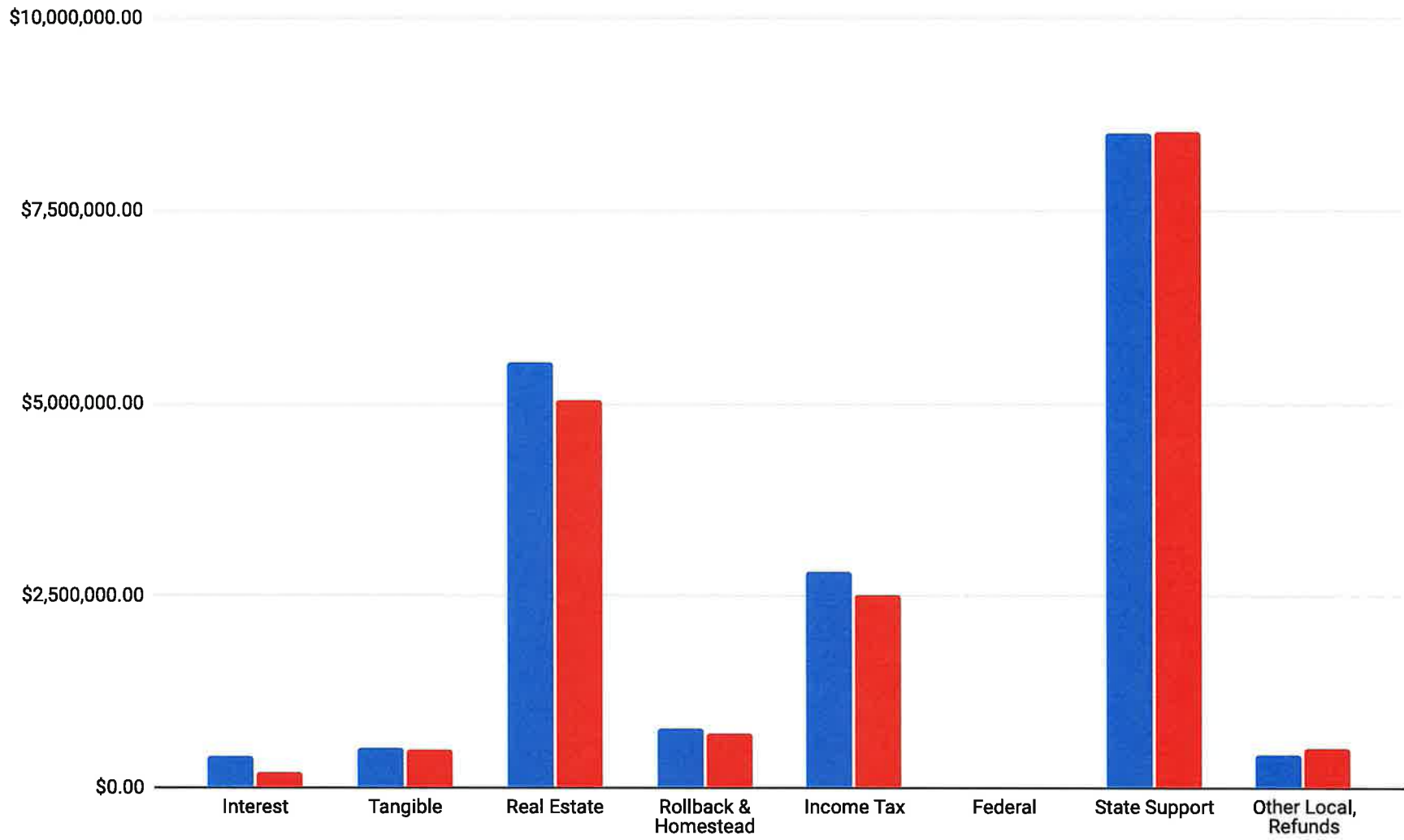
Income Tax
14.8%



North Union Revenue - Actual vs Budget

July 2022 - May 2023

Actual Budget



North Union Expenditure Breakdown

July 2022 - May 2023

Capital Outlay

1.8%

Supplies

4.0%

Purchased Services

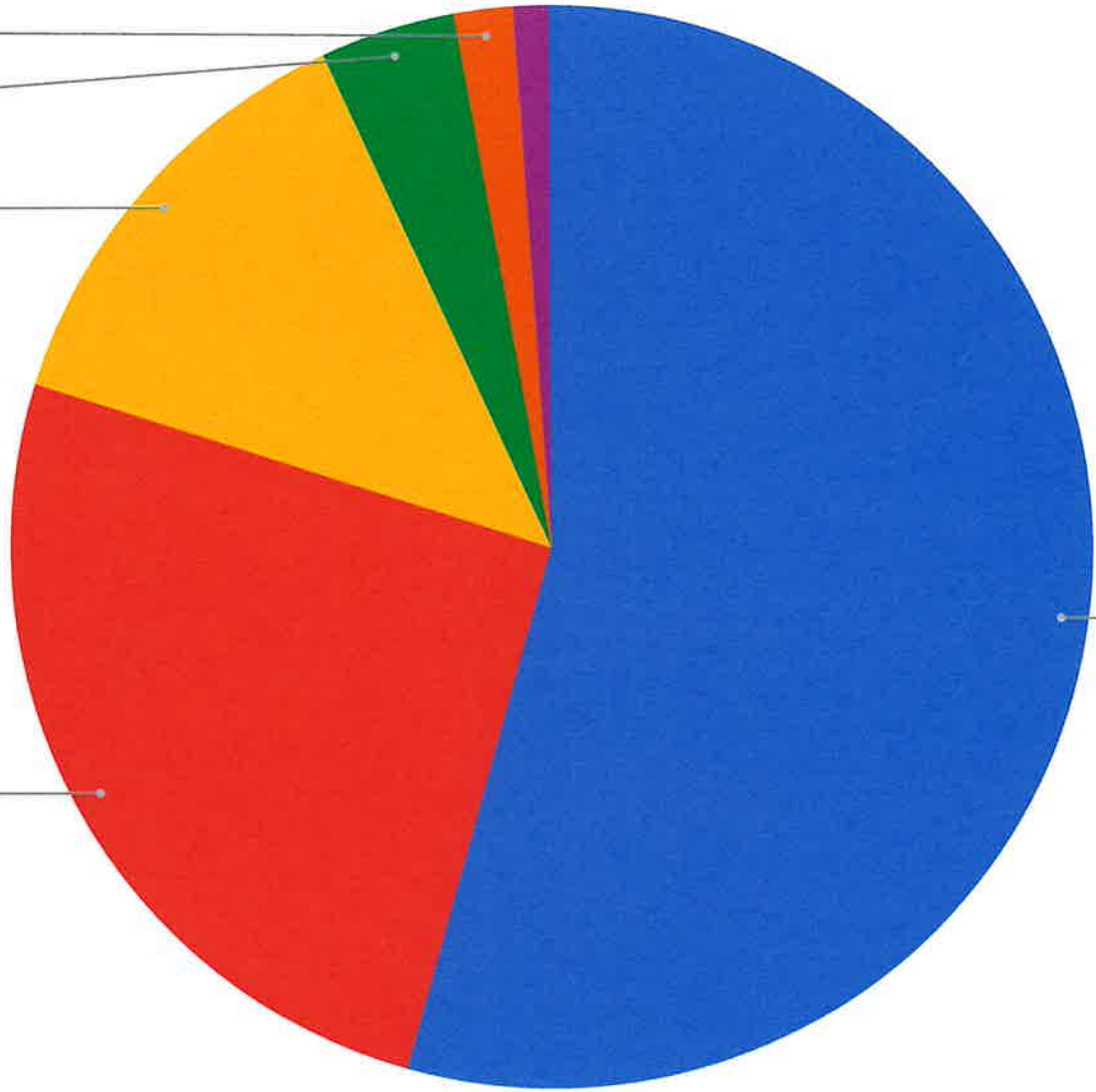
13.2%

Benefits

25.5%

Salaries

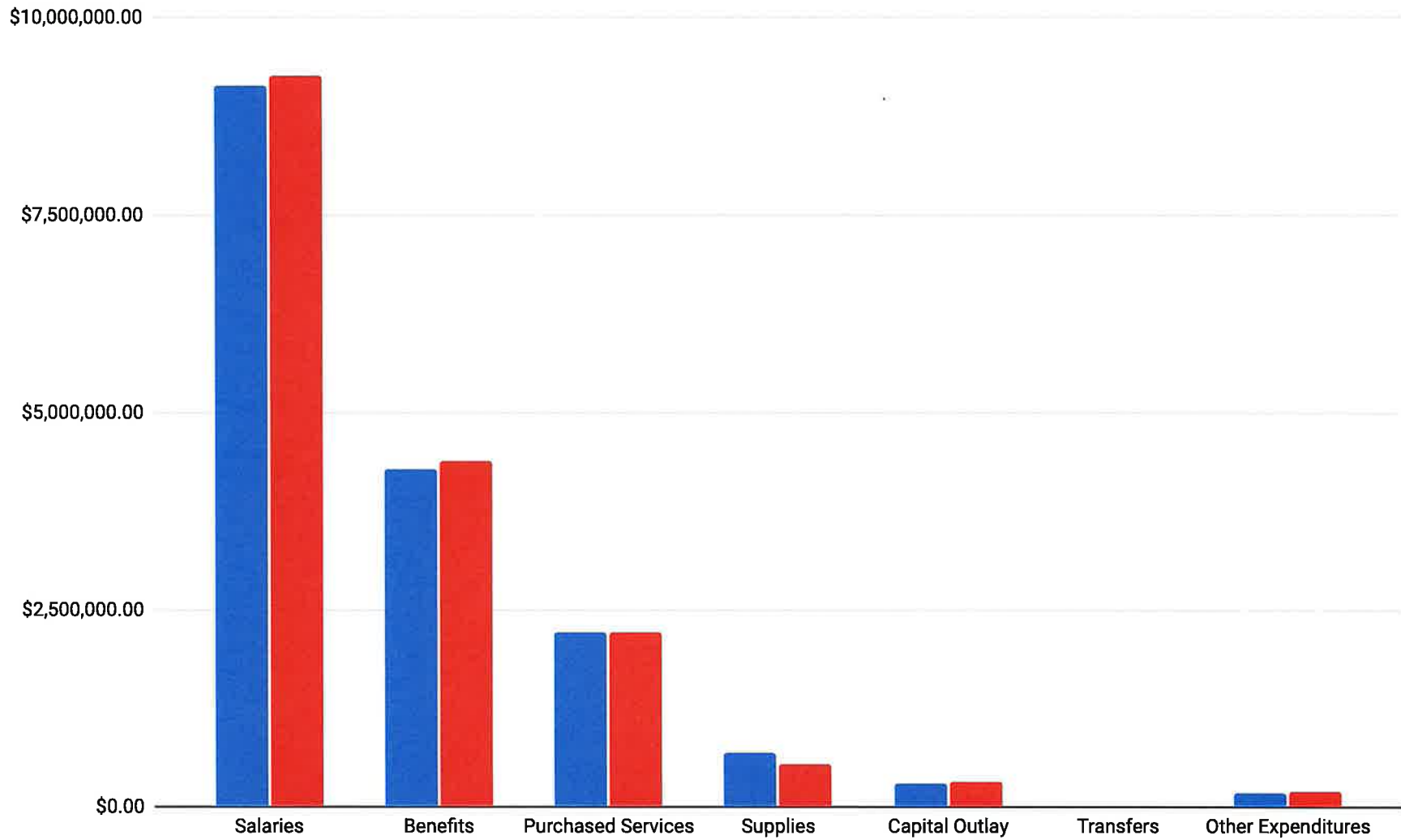
54.3%



North Union Expenditures - Budget vs. Actual

July 2022 - May 2023

Actual Budget



VARIANCE

REPORT



**Variance Comparison
Budget Vs. Actual**

FYTD vs FYTD

	<u>Budget</u>	<u>Actual</u>	<u>Variance</u>	<u>Explanation</u>
BEGINNING CASH BALANCE	\$12,900,580	\$12,900,580	\$0	
RECEIPTS:				
LOCAL SOURCES:				
Real Estate	\$5,042,725	\$5,536,392	\$493,667	Higher Union County Settlement
Personal Tangible	\$495,685	\$512,200	\$16,515	Higher Union Utility PP
Investment Earnings	\$204,559	\$421,064	\$216,505	Timing of CD Interest Payments, Rates Have Significantly Increased
Income Tax	\$2,510,981	\$2,804,054	\$293,073	Higher Income Tax - Current Stronger/Higher Wages
Other	\$465,433	\$393,085	-\$72,348	Higher Excess Costs Payment for Special Education Students, Timing-Medicaid Payment
STATE SOURCES:				
Foundation Program	\$7,968,425	\$7,953,742	-\$14,684	Currently Lower - Current EMIS Data
Rollback/Homestead	\$703,162	\$774,088	\$70,926	Slightly Higher Than Expected, Higher R/E Values
Other	\$560,730	\$547,904	-\$12,826	Currently Lower - Current EMIS Data
TRANSFERS:				
Transfers/Adv In	\$0	\$0	\$0	
Prior Year Refund	\$45,290	\$46,148	\$858	Higher Refunds of Prior Years
TOTAL RECEIPTS:	\$17,996,990	\$18,988,677	\$991,687	Higher Interest Rates, Higher Income Tax, Excess Costs Payment, Tax Collections
TOTAL REC + CASH BALANCE	\$30,897,570	\$31,889,256	\$991,687	Higher Interest Rates, Higher Income Tax, Excess Costs Payment, Tax Collections
EXPENDITURES:				
Salary/Wages	\$9,282,392	\$9,138,281	\$144,111	Currently Lower - Timing of Supplemental Payments, Misc Adjustments
Fringe Benefits	\$4,401,602	\$4,292,782	\$108,820	Currently Lower, Shared Services Payments
Purchased Services	\$2,222,848	\$2,227,823	-\$4,975	Higher Than Expected, Timing
Supplies/Materials	\$553,950	\$680,475	-\$126,525	Higher Costs, Will Shift To More Federal Grants
Capital Outlay/Equipment	\$325,619	\$295,340	\$30,279	Lower At This Time
Transfers/Adv. Out	\$1,000	\$1,000	\$0	
Other	\$189,382	\$178,982	\$10,400	Lower Than Expected, Timing of Adjustments
TOTAL EXPENDITURES:	\$16,976,793	\$16,814,683	\$162,110	Currently Lower Costs in Most Categories
ENDING CASH BALANCE:	\$13,920,777	\$15,074,573	\$1,153,797	Higher Receipts, Lower Costs

North Union LSD
Budget Variance Comparison
Budget Vs. Actual

	Month vs Month			Explanation
	Budget	May 2023	Variance	
BEGINNING CASH BALANCE	\$14,210,620	\$15,430,065	\$1,219,445	Higher Beginning Balance
RECEIPTS:				
LOCAL SOURCES:				
Real Estate	\$0	\$8,708	\$8,708	Timing of Union County Trailer Settlement
Personal Tangible	\$0	\$0	\$0	
Investment Earnings	\$18,345	\$52,814	\$34,469	Better/Higher Interest Rates
Income Tax	\$0	\$0	\$0	
Other	\$111,785	\$6,091	-\$105,694	No Medicaid Settlement This Month
STATE SOURCES:				
Foundation Program	\$716,825	\$709,963	-\$6,862	Lower At This Time
Rollback/Homestead	\$351,161	\$420,499	\$69,338	Higher H/R Associated With Higher R/E Values
Other	\$51,268	\$49,889	-\$1,379	Lower At This Time
TRANSFERS:				
Transfers/Adv In	\$0	\$0	\$0	
Prior Year Refund	\$0	\$0	\$0	
TOTAL RECEIPTS:	\$1,249,384	\$1,247,966	-\$1,418	Lower State Foundation Payments, Timing of Medicaid Settlement
TOTAL REC + CASH BALANCE	\$15,460,004	\$16,678,031	\$1,218,027	Higher Beginning Balance, Higher Interest Earnings, Trailer Tax Settlement
EXPENDITURES:				
Salary/Wages	\$835,996	\$868,651	-\$32,655	Higher Than Expected, Timing
Fringe Benefits	\$430,269	\$423,400	\$6,869	Lower Than Expected
Purchased Services	\$206,740	\$272,577	-\$65,837	Higher Than Expected, Timing
Supplies/Materials	\$39,796	\$28,580	\$11,216	Timing of Invoices, Lower This Month
Capital Outlay/Equipment	\$22,801	\$7,850	\$14,951	Lower - Timing, Little Capital Outlay This Month
Transfers/Adv. Out	\$0	\$0	\$0	
Other	\$3,625	\$2,400	\$1,225	Lower Than Expected, Adjustments
TOTAL EXPENDITURES:	\$1,539,227	\$1,603,458	-\$64,231	Higher Salary, Purchased Services
ENDING CASH BALANCE:	\$13,920,777	\$15,074,573	\$1,153,796	Beginning Balance

**North Union LSD
Variance Comparison
FY 2022 vs. FY 2023**

FYTD vs FYTD

	<u>22</u>	<u>23</u>	<u>Variance</u>	<u>Explanation</u>
BEGINNING CASH BALANCE	\$12,471,122	\$12,900,580	\$429,458	Higher Beginning Balance
RECEIPTS:				
LOCAL SOURCES:				
Real Estate	\$5,042,726	\$5,536,392	\$493,666	Higher Union/Delaware County Settlement
Personal Tangible	\$490,777	\$512,200	\$21,423	Higher Utility Personal Property Settlement - Union/Delaware County
Investment Earnings	\$71,273	\$421,064	\$349,791	Much Higher Interest Rates
Income Tax	\$2,414,405	\$2,804,054	\$389,649	Higher Income Tax Settlement, Better Economy
Other	\$500,977	\$393,085	-\$107,892	Lower Medicaid Payments, Timing, Medicaid Settlement Timing
STATE SOURCES:				
Foundation Program	\$7,998,382	\$7,953,742	-\$44,641	Last Year New Funding Formula Implementation
Rollback/Homestead	\$703,515	\$774,088	\$70,573	Higher H/R Associated with Higher R/E Values
Other	\$588,692	\$547,904	-\$40,788	Last Year New Funding Formula Implementation
TRANSFERS:				
Transfers/Adv In	\$0	\$0	\$0	
Prior Year Refund	\$50,849	\$46,148	-\$4,701	Lower SERS/BWC Refund This Year
TOTAL RECEIPTS:	\$17,861,596	\$18,988,677	\$1,127,081	Higher Income Tax, R/E, UPP, Interest Earnings
TOTAL REC + CASH BALANCE	\$30,332,718	\$31,889,256	\$1,556,538	Beginning Balance, Higher Income Tax, R/E, UPP, Investment Earnings
EXPENDITURES:				
Salary/Wages	\$8,979,377	\$9,138,281	-\$158,904	Higher - Higher Salaries, Negotiated Agreement
Fringe Benefits	\$3,924,377	\$4,292,782	-\$368,405	Higher Costs, Higher Insurance Charges, More Utilizing Insurance Coverage, Few Rate Holidays
Purchased Services	\$2,055,217	\$2,227,823	-\$172,606	Higher At This Time, ESC Costs
Supplies/Materials	\$588,984	\$680,475	-\$91,491	Supply Costs Increasing, Timing, Less To Grants Currently
Capital Outlay/Equipment	\$284,408	\$295,340	-\$10,932	Purchased Three New Buses In FY 2023
Transfers/Adv. Out	\$1,000	\$1,000	\$0	
Other	\$191,722	\$178,982	\$12,740	Currently Lower
TOTAL EXPENDITURES:	\$16,025,085	\$16,814,683	-\$789,598	Higher Costs In Almost Every Category
ENDING CASH BALANCE:	\$14,307,633	\$15,074,573	\$766,940	Higher Revenue, Higher Beginning Balance

**North Union LSD
Variance Comparison
FY 2022 vs. FY 2023**

Month vs Month				
	May 2022	May 2023	Variance	Explanation
BEGINNING CASH BALANCE	\$15,168,511	\$15,430,065	\$261,554	Higher Beginning Balance
RECEIPTS:				
LOCAL SOURCES:				
Real Estate	\$0	\$8,708	\$8,708	Timing of Union County Trailer Tax Settlement
Personal Tangible	\$0	\$0	\$0	
Investment Earnings	\$7,620	\$52,814	\$45,194	Interest Rates Are Much Higher At This Time
Income Tax	\$0	\$0	\$0	
Other	\$3,437	\$6,091	\$2,654	Timing of Medicaid Settlement Payment
STATE SOURCES:				
Foundation Program	\$651,638	\$709,963	\$58,325	New Funding Formula Implementation Last Year
Rollback/Homestead	\$0	\$420,499	\$420,499	Timing of H/R Payments
Other	\$16,730	\$49,889	\$33,159	New Funding Formula Implementation Last Year
TRANSFERS:				
Transfers/Adv In	\$0	\$0	\$0	
Prior Year Refund	\$207	\$0	-\$207	Small BWC Refund Last Year
TOTAL RECEIPTS:	\$679,632	\$1,247,966	\$568,334	Timing of H/R Settlement, Higher Receipts in Almost All Categories
TOTAL REC + CASH BALANCE	\$15,848,143	\$16,678,031	\$829,888	Higher Receipts This Month, Higher Beginning Balance
EXPENDITURES:				
Salary/Wages	\$839,542	\$868,651	-\$29,109	Higher Salaries
Fringe Benefits	\$401,783	\$423,400	-\$21,617	Higher Medical Insurance Costs, Payroll Taxes
Purchased Services	\$247,974	\$272,577	-\$24,603	Timing of Invoices - Sheriff, META, Etc.
Supplies/Materials	\$37,685	\$28,580	\$9,105	Lower This Month, Timing
Capital Outlay/Equipment	\$10,000	\$7,850	\$2,150	Last Year Paid Deposit On New Scorer's Table
Transfers/Adv. Out	\$0	\$0	\$0	
Other	\$3,526	\$2,400	\$1,126	Slightly Lower this Month
TOTAL EXPENDITURES:	\$1,540,510	\$1,603,458	-\$62,948	Higher Salaries, Insurance Costs, Timing of Service Payments
ENDING CASH BALANCE:	\$14,307,633	\$15,074,573	\$766,940	Higher Revenue This Month This Year, Beginning Balance

FIVE YEAR FINANCIAL FORECAST



NORTH UNION LOCAL SCHOOLS FIVE-YEAR FORECAST

	FY21	FY22	FY23	FY24	FY25	FY26	FY27
OPERATIONAL REVENUE							
Real Estate Taxes	\$4,974,849	\$5,042,726	\$5,536,392	\$5,564,074	\$5,564,074	\$5,564,074	\$5,564,074
Utility Property	\$479,618	\$490,777	\$512,200	\$514,761	\$519,909	\$525,108	\$527,734
Income Taxes	\$2,131,999	\$2,414,405	\$2,804,054	\$2,832,095	\$2,860,415	\$2,889,020	\$2,917,910
Other Local Revenue	\$2,014,923	\$502,239	\$401,791	\$401,791	\$397,773	\$393,795	\$385,919
State Foundation Program	\$7,685,073	\$8,642,039	\$8,685,250	\$8,728,676	\$8,772,319	\$8,684,596	\$8,641,173
Rollback & Homestead Program	\$704,510	\$703,513	\$774,087	\$800,217	\$796,215	\$792,234	\$784,312
Other State Revenue	\$241,412	\$605,373	\$612,000	\$581,400	\$552,330	\$552,330	\$552,330
Investment Earnings	\$98,644	\$89,156	\$463,249	\$465,565	\$372,452	\$297,962	\$223,471
Other Non-Operating Revenue	\$115,445	\$60,240	\$50,000	\$20,000	\$20,000	\$20,000	\$20,000
TOTAL OPERATIONAL REVENUE	\$18,446,473	\$18,550,468	\$19,839,023	\$19,908,578	\$19,855,488	\$19,719,119	\$19,616,923
OPERATIONAL EXPENSES							
Salaries and Wages	\$9,644,364	\$9,950,143	\$10,253,398	\$10,612,267	\$11,183,696	\$11,575,125	\$11,922,379
Fringe Benefits	\$4,072,961	\$4,322,518	\$4,756,869	\$5,363,635	\$5,712,271	\$6,083,568	\$6,479,000
Purchased Services	\$2,609,529	\$2,504,373	\$2,629,591	\$2,761,071	\$2,788,682	\$2,816,568	\$2,844,734
Supplies/Materials	\$530,210	\$693,420	\$728,091	\$691,687	\$695,145	\$702,097	\$709,117
Capital Outlay/Equipment	\$408,480	\$335,085	\$414,822	\$948,118	\$467,081	\$471,752	\$485,904
Other Expenses	\$238,004	\$214,473	\$216,618	\$218,784	\$229,615	\$240,662	\$252,576
Transfers/Advances	\$116,000	\$101,000	\$10,000	\$10,000	\$10,000	\$10,000	\$10,000
TOTAL OPERATIONAL EXPENSES	\$17,619,548	\$18,121,011	\$19,009,389	\$20,605,561	\$21,086,489	\$21,899,772	\$22,703,711
OPERATIONAL PROFIT/LOSS	\$826,925	\$429,457	\$829,634	-\$696,983	-\$1,231,001	-\$2,180,653	-\$3,086,788
Add Beginning Cash	\$11,644,195	\$12,471,120	\$12,900,577	\$13,730,211	\$13,033,228	\$11,802,228	\$9,621,574
ENDING CASH BALANCE	\$12,471,120	\$12,900,577	\$13,730,211	\$13,033,228	\$11,802,228	\$9,621,574	\$6,534,786
LESS ENCUMBRANCES	\$441,947	\$961,389	\$942,161	\$923,318	\$904,851	\$886,754	\$895,622
ENDING AVAILABLE CASH BALANCE	\$12,029,173	\$11,939,189	\$12,788,050	\$12,109,911	\$10,897,376	\$8,734,820	\$5,639,164
	FY21	FY22	FY23	FY24	FY25	FY26	FY27

CURRENT MONTH'S CHECK REGISTER



North Union Local Schools

May 2023 AP Check Register

Primary Name	Check #	Date	Type	Amount	Check Type	Reconcile Date	Status	Void Date
A+ LANDSCAPING INC.	90604	5/3/2023	ACCOUNTS_PA YABLE	\$ 1,830.00	Check	6/2/2023	RECONCILED	
ABBIE MAES	90605	5/3/2023	ACCOUNTS_PA YABLE	93.77	Check	6/2/2023	RECONCILED	
AMAZON.COM	90606	5/3/2023	ACCOUNTS_PA YABLE	4,549.79	Check	6/2/2023	RECONCILED	
AQUA SYSTEMS	90607	5/3/2023	ACCOUNTS_PA YABLE	49.90	Check	6/2/2023	RECONCILED	
CANON SOLUTIONS AMERICA INC	90608	5/3/2023	ACCOUNTS_PA YABLE	494.00	Check	6/2/2023	RECONCILED	
COLUMBUS CLIPPERS	90609	5/3/2023	ACCOUNTS_PA YABLE	288.00	Check	6/2/2023	RECONCILED	
COSI ACCOUNTS RECEIVABLE	90610	5/3/2023	ACCOUNTS_PA YABLE	884.00	Check	6/2/2023	RECONCILED	
D & S DIVERSIFIED TECHNOLOGIE S	90611	5/3/2023	ACCOUNTS_PA YABLE	1,560.00	Check	6/2/2023	RECONCILED	
DIRECT ENERGY BUSINESS	90612	5/3/2023	ACCOUNTS_PA YABLE	3,414.64	Check	6/2/2023	RECONCILED	
EFFECTIVE UTILITY	90613	5/3/2023	ACCOUNTS_PA YABLE	8,071.20	Check	6/2/2023	RECONCILED	
ESC OF CENTRAL OHIO	90614	5/3/2023	ACCOUNTS_PA YABLE	2,062.89	Check	6/2/2023	RECONCILED	
GAME ONE	90615	5/3/2023	ACCOUNTS_PA YABLE	37.00	Check	6/2/2023	RECONCILED	
GORDON FOODS	90616	5/3/2023	ACCOUNTS_PA YABLE	19,076.09	Check	6/2/2023	RECONCILED	
HEALTHCARE BILLING SERVICES, I	90617	5/3/2023	ACCOUNTS_PA YABLE	378.69	Check	6/2/2023	RECONCILED	
HERITAGE COOPERATIVE	90618	5/3/2023	ACCOUNTS_PA YABLE	9,210.30	Check	6/2/2023	RECONCILED	
ILENE MICHA	90619	5/3/2023	ACCOUNTS_PA YABLE	1,108.00	Check	6/2/2023	RECONCILED	
J.W. PEPPER & SON, INC.	90620	5/3/2023	ACCOUNTS_PA YABLE	172.97	Check	6/2/2023	RECONCILED	
JAMIE BLAIR	90621	5/3/2023	ACCOUNTS_PA YABLE	42.59	Check	6/2/2023	RECONCILED	
JARED EVANS	90622	5/3/2023	ACCOUNTS_PA YABLE	124.60	Check	6/2/2023	RECONCILED	
JODI HOFFMAN	90623	5/3/2023	ACCOUNTS_PA YABLE	32.00	Check	6/2/2023	RECONCILED	
JOHN DEERE FINANCIAL	90624	5/3/2023	ACCOUNTS_PA YABLE	4,597.46	Check	6/2/2023	RECONCILED	
JOSTENS	90625	5/3/2023	ACCOUNTS_PA YABLE	357.50	Check	6/2/2023	RECONCILED	
JULIE BRYANT	90626	5/3/2023	ACCOUNTS_PA YABLE	160.98	Check	6/2/2023	RECONCILED	
JUSTIN UFFERMAN	90627	5/3/2023	ACCOUNTS_PA YABLE	69.30	Check	6/2/2023	RECONCILED	
KIMBALL MIDWEST	90628	5/3/2023	ACCOUNTS_PA YABLE	433.25	Check	6/2/2023	RECONCILED	
KIMMEL CLEANERS	90629	5/3/2023	ACCOUNTS_PA YABLE	120.00	Check	6/2/2023	RECONCILED	
KRISTINE MATLACK	90630	5/3/2023	ACCOUNTS_PA YABLE	1,516.20	Check	6/2/2023	RECONCILED	
LEARNING ALLY, INC.	90631	5/3/2023	ACCOUNTS_PA YABLE	4,199.00	Check	6/2/2023	RECONCILED	
LEVAN'S EXCAVATING, INC	90632	5/3/2023	ACCOUNTS_PA YABLE	261,266.43	Check	6/2/2023	RECONCILED	
LOWE'S	90633	5/3/2023	ACCOUNTS_PA	109.16	Check	6/2/2023	RECONCILED	

North Union Local Schools

May 2023 AP Check Register

Primary Name	Check #	Date	Type	Amount	Check Type	Reconcile Date	Status	Void Date
			YABLE					
MASTER TEACHER, INC.	90634	5/3/2023	ACCOUNTS_PA YABLE	\$ 467.80	Check	6/2/2023	RECONCILED	
MECHANICSBURG EVSD	90635	5/3/2023	ACCOUNTS_PA YABLE	200.00	Check	6/2/2023	RECONCILED	
NATALIE CLARK	90636	5/3/2023	ACCOUNTS_PA YABLE	50.00	Check	6/2/2023	RECONCILED	
NATIONAL COUNCIL OF TEACHERS	90637	5/3/2023	ACCOUNTS_PA YABLE	510.00	Check	6/2/2023	RECONCILED	
NICKLES BAKERY, INC	90638	5/3/2023	ACCOUNTS_PA YABLE	805.27	Check	6/2/2023	RECONCILED	
OHIO EDISON	90639	5/3/2023	ACCOUNTS_PA YABLE	19,011.19	Check	6/2/2023	RECONCILED	
OHIO VALLEY INTEGRATION SERVIC	90640	5/3/2023	ACCOUNTS_PA YABLE	561.52	Check	6/2/2023	RECONCILED	
ON TO COLLEGE	90641	5/3/2023	ACCOUNTS_PA YABLE	4,130.00	Check	6/2/2023	RECONCILED	
ORIENTAL TRADING COMPANY	90642	5/3/2023	ACCOUNTS_PA YABLE	184.77	Check	6/2/2023	RECONCILED	
PEACOCK WATER COND.	90643	5/3/2023	ACCOUNTS_PA YABLE	497.25	Check	6/2/2023	RECONCILED	
PLOTNER HARDWARE	90644	5/3/2023	ACCOUNTS_PA YABLE	53.11	Check	6/2/2023	RECONCILED	
RICHARD BAIRD	90645	5/3/2023	ACCOUNTS_PA YABLE	274.45	Check	6/2/2023	RECONCILED	
RICHWOOD AUTO AND TRUCK, LLC	90646	5/3/2023	ACCOUNTS_PA YABLE	596.93	Check	6/2/2023	RECONCILED	
RIGHTWAY FOOD SERVICE	90647	5/3/2023	ACCOUNTS_PA YABLE	11,543.25	Check	6/2/2023	RECONCILED	
ROGER'S TIRE SERVICE, LLC	90648	5/3/2023	ACCOUNTS_PA YABLE	30.00	Check	6/2/2023	RECONCILED	
RUMPKE	90649	5/3/2023	ACCOUNTS_PA YABLE	5,767.87	Check	6/2/2023	RECONCILED	
RUSH TRUCK CENTERS	90650	5/3/2023	ACCOUNTS_PA YABLE	4,008.03	Check	6/2/2023	RECONCILED	
SARAH IRETON	90651	5/3/2023	ACCOUNTS_PA YABLE	214.42	Check		VOID	5/9/2023
SCHOOL SPECIALTY LLC	90652	5/3/2023	ACCOUNTS_PA YABLE	458.73	Check	6/2/2023	RECONCILED	
SCOTT MARUNIAK	90653	5/3/2023	ACCOUNTS_PA YABLE	36.03	Check	6/2/2023	RECONCILED	
SEDGWICK CLAIMS MANAGEMENT SERVICES, INC.	90654	5/3/2023	ACCOUNTS_PA YABLE	1,515.00	Check	6/2/2023	RECONCILED	
SHEILA'S FLOWERS	90655	5/3/2023	ACCOUNTS_PA YABLE	49.00	Check	6/2/2023	RECONCILED	
SHERRY SIDDERS	90656	5/3/2023	ACCOUNTS_PA YABLE	188.59	Check	6/2/2023	RECONCILED	
SMITH FOODS INC.	90657	5/3/2023	ACCOUNTS_PA YABLE	3,606.29	Check	6/2/2023	RECONCILED	
SOUTHERN COMPUTER WAREHOUSE	90658	5/3/2023	ACCOUNTS_PA YABLE	921.84	Check	6/2/2023	RECONCILED	
SPEER MECHANICAL	90659	5/3/2023	ACCOUNTS_PA YABLE	559.46	Check	6/2/2023	RECONCILED	
STANTON'S SHEET MUSIC	90660	5/3/2023	ACCOUNTS_PA YABLE	92.70	Check	6/2/2023	RECONCILED	
STATE INDUSTRIAL PRODUCTS CORPORATION	90661	5/3/2023	ACCOUNTS_PA YABLE	524.67	Check	6/2/2023	RECONCILED	

North Union Local Schools

May 2023 AP Check Register

Primary Name	Check #	Date	Type	Amount	Check Type	Reconcile Date	Status	Void Date
TAMMY BORDERS	90662	5/3/2023	ACCOUNTS_PA YABLE	\$ 22.29	Check	6/2/2023	RECONCILED	
VILLAGE OF RICHWOOD	90663	5/3/2023	ACCOUNTS_PA YABLE	2,349.00	Check	6/2/2023	RECONCILED	
WEBSTER BANK	90664	5/3/2023	ACCOUNTS_PA YABLE	29,001.45	Check	6/2/2023	RECONCILED	
WILDCAT PIZZA	90665	5/3/2023	ACCOUNTS_PA YABLE	40.00	Check	6/2/2023	RECONCILED	
WOODROW GEER	90666	5/3/2023	ACCOUNTS_PA YABLE	962.50	Check	6/2/2023	RECONCILED	
ABC E-RATE, LLC	90667	5/9/2023	ACCOUNTS_PA YABLE	1,443.42	Check	6/2/2023	RECONCILED	
AMSTERDAM PRINTING & LITHO	90668	5/9/2023	ACCOUNTS_PA YABLE	583.20	Check	6/2/2023	RECONCILED	
BRANDI MILLER	90669	5/9/2023	ACCOUNTS_PA YABLE	70.72	Check	6/2/2023	RECONCILED	
BRICKER GRAYDON LLP	90670	5/9/2023	ACCOUNTS_PA YABLE	1,484.00	Check	6/2/2023	RECONCILED	
BULLSEYE SPECIALTY PRINTING	90671	5/9/2023	ACCOUNTS_PA YABLE	1,677.48	Check	6/2/2023	RECONCILED	
COOPER'S BOWL, INC.	90672	5/9/2023	ACCOUNTS_PA YABLE	324.00	Check	6/2/2023	RECONCILED	
DARLENE ALLISON	90673	5/9/2023	ACCOUNTS_PA YABLE	887.00	Check	6/2/2023	RECONCILED	
HERSHEY'S CREAMERY	90674	5/9/2023	ACCOUNTS_PA YABLE	1,034.82	Check	6/2/2023	RECONCILED	
JILL RAINEY	90675	5/9/2023	ACCOUNTS_PA YABLE	29.99	Check	6/2/2023	RECONCILED	
JONATHAN ALDER	90676	5/9/2023	ACCOUNTS_PA YABLE	250.00	Check	6/2/2023	RECONCILED	
KAITLYN LAFFERTY	90677	5/9/2023	ACCOUNTS_PA YABLE	57.73	Check	6/2/2023	RECONCILED	
KIRBY ROBINSON	90678	5/9/2023	ACCOUNTS_PA YABLE	429.44	Check	6/2/2023	RECONCILED	
KRISTINE MATLACK	90679	5/9/2023	ACCOUNTS_PA YABLE	7,826.83	Check	6/2/2023	RECONCILED	
LAUREN SEAS	90680	5/9/2023	ACCOUNTS_PA YABLE	160.95	Check	6/2/2023	RECONCILED	
LINDSAY CRISWELL	90681	5/9/2023	ACCOUNTS_PA YABLE	515.00	Check	6/2/2023	RECONCILED	
MATHEWS FORD	90682	5/9/2023	ACCOUNTS_PA YABLE	205.91	Check	6/2/2023	RECONCILED	
MARION, INC	90683	5/9/2023	ACCOUNTS_PA YABLE	385.00	Check	6/2/2023	RECONCILED	
NATIONAL ASSOC. OF SECONDARY NAVIGATE 360, LLC	90684	5/9/2023	ACCOUNTS_PA YABLE	3,182.70	Check	6/2/2023	RECONCILED	
OAEP	90685	5/9/2023	ACCOUNTS_PA YABLE	50.00	Check		OUTSTANDING	
POSTMASTER	90686	5/9/2023	ACCOUNTS_PA YABLE	630.00	Check	6/2/2023	RECONCILED	
RAISING CANE'S RESTAURANTS	90687	5/9/2023	ACCOUNTS_PA YABLE	423.60	Check	6/2/2023	RECONCILED	
RIGHTWAY FOOD SERVICE	90688	5/9/2023	ACCOUNTS_PA YABLE	360.64	Check	6/2/2023	RECONCILED	
RUSH TRUCK CENTERS	90689	5/9/2023	ACCOUNTS_PA YABLE	380.00	Check	6/2/2023	RECONCILED	
SARAH IRETON	90690	5/9/2023	ACCOUNTS_PA YABLE	214.42	Check	6/2/2023	RECONCILED	
SHEILA'S FLOWERS	90691	5/9/2023	ACCOUNTS_PA YABLE	34.00	Check	6/2/2023	RECONCILED	
SONUS ENTERTAINMENT, LTD	90692	5/9/2023	ACCOUNTS_PA YABLE	95.00	Check		OUTSTANDING	

North Union Local Schools

May 2023 AP Check Register

Primary Name	Check #	Date	Type	Amount	Check Type	Reconcile Date	Status	Void Date
STAPLES BUSINESS DELIVERY	90693	5/9/2023	ACCOUNTS_PA YABLE	\$ 956.37	Check	6/2/2023	RECONCILED	
THE DOOR GUYS	90694	5/9/2023	ACCOUNTS_PA YABLE	315.98	Check	6/2/2023	RECONCILED	
TREASURER STATE OF OHIO	90695	5/9/2023	ACCOUNTS_PA YABLE	1,486.75	Check	6/2/2023	RECONCILED	
WEST LIBERTY- SALEM SCHOOLS	90696	5/9/2023	ACCOUNTS_PA YABLE	210.00	Check	6/2/2023	RECONCILED	
ALEXIS MAENZ	90697	5/19/2023	ACCOUNTS_PA YABLE	1,729.00	Check	6/2/2023	RECONCILED	
ALLIED RESTAURANT SERV OF OHIO	90698	5/19/2023	ACCOUNTS_PA YABLE	378.00	Check		OUTSTANDING	
AMSTERDAM PRINTING & LITHO	90699	5/19/2023	ACCOUNTS_PA YABLE	334.53	Check		OUTSTANDING	
ASHLEE'S CUPCAKE CREATIONS	90700	5/19/2023	ACCOUNTS_PA YABLE	300.50	Check	6/2/2023	RECONCILED	
ASHLEIGH BURLESON	90701	5/19/2023	ACCOUNTS_PA YABLE	149.00	Check	6/2/2023	RECONCILED	
BARNES AND NOBLE BOOKSELLERS	90702	5/19/2023	ACCOUNTS_PA YABLE	1,527.75	Check	6/2/2023	RECONCILED	
BERWICK PIZZA	90703	5/19/2023	ACCOUNTS_PA YABLE	44.96	Check	6/2/2023	RECONCILED	
BEVERLY WASSERBECK	90704	5/19/2023	ACCOUNTS_PA YABLE	201.36	Check	6/2/2023	RECONCILED	
BLICK ART MATERIALS	90705	5/19/2023	ACCOUNTS_PA YABLE	296.75	Check	6/2/2023	RECONCILED	
BULLSEYE SPECIALTY PRINTING	90706	5/19/2023	ACCOUNTS_PA YABLE	259.54	Check	6/2/2023	RECONCILED	
CHRISTOPHER MADIGAN	90707	5/19/2023	ACCOUNTS_PA YABLE	134.00	Check	6/2/2023	RECONCILED	
CHRISTOPHER PROKES	90708	5/19/2023	ACCOUNTS_PA YABLE	133.00	Check	6/2/2023	RECONCILED	
COLUMBIA GAS OF OHIO	90709	5/19/2023	ACCOUNTS_PA YABLE	1,982.06	Check	6/2/2023	RECONCILED	
COLUMBUS STATE	90710	5/19/2023	ACCOUNTS_PA YABLE	150.00	Check		OUTSTANDING	
COLUMBUS ZOO & AQUARIUM	90711	5/19/2023	ACCOUNTS_PA YABLE	931.00	Check	6/2/2023	RECONCILED	
COOL CAT SITES ENTERTAINME NT	90712	5/19/2023	ACCOUNTS_PA YABLE	1,527.00	Check		OUTSTANDING	
D & S DIVERSIFIED TECHNOLOGIE S	90713	5/19/2023	ACCOUNTS_PA YABLE	26.00	Check		OUTSTANDING	
DARLENE ALLISON	90714	5/19/2023	ACCOUNTS_PA YABLE	1,197.50	Check	6/2/2023	RECONCILED	
DATA RECOGNITION CORPORATION	90715	5/19/2023	ACCOUNTS_PA YABLE	25.00	Check		OUTSTANDING	
DAVID J MCCARTNEY	90716	5/19/2023	ACCOUNTS_PA YABLE	133.00	Check	6/2/2023	RECONCILED	
DEBRA CAREY	90717	5/19/2023	ACCOUNTS_PA YABLE	45.13	Check	6/2/2023	RECONCILED	
EMILY STARR	90718	5/19/2023	ACCOUNTS_PA YABLE	148.02	Check	6/2/2023	RECONCILED	
ESC OF	90719	5/19/2023	ACCOUNTS_PA	5,034.04	Check	6/2/2023	RECONCILED	

North Union Local Schools May 2023 AP Check Register

Primary Name	Check #	Date	Type	Amount	Check Type	Reconcile Date	Status	Void Date
CENTRAL OHIO			YABLE					
FILE 13 AT UCO INDUSTRIES	90720	5/19/2023	ACCOUNTS_PA YABLE	\$ 37.00	Check	6/2/2023	RECONCILED	
FLINN SCIENTIFIC	90721	5/19/2023	ACCOUNTS_PA YABLE	123.63	Check	6/2/2023	RECONCILED	
FRONTIER	90722	5/19/2023	ACCOUNTS_PA YABLE	1,249.93	Check		OUTSTANDING	
HILLYARD OHIO	90723	5/19/2023	ACCOUNTS_PA YABLE	892.98	Check		OUTSTANDING	
ILENE MICHA	90724	5/19/2023	ACCOUNTS_PA YABLE	1,108.00	Check	6/2/2023	RECONCILED	
INNOVATIVE SOLUTIONS DISTRIBUTION , INC	90725	5/19/2023	ACCOUNTS_PA YABLE	620.00	Check	6/2/2023	RECONCILED	
JOSHUA SOWDER	90726	5/19/2023	ACCOUNTS_PA YABLE	1,402.00	Check	6/2/2023	RECONCILED	
JOSTENS	90727	5/19/2023	ACCOUNTS_PA YABLE	128.68	Check	6/2/2023	RECONCILED	
KEITH CONKLING	90728	5/19/2023	ACCOUNTS_PA YABLE	25.58	Check	6/2/2023	RECONCILED	
KINCAID WASTEWATER SERVICES	90729	5/19/2023	ACCOUNTS_PA YABLE	170.00	Check	6/2/2023	RECONCILED	
KRISTINE MATLACK	90730	5/19/2023	ACCOUNTS_PA YABLE	2,097.36	Check	6/2/2023	RECONCILED	
LUMEN	90731	5/19/2023	ACCOUNTS_PA YABLE	44.68	Check	6/2/2023	RECONCILED	
LYNN SCHULTZ	90732	5/19/2023	ACCOUNTS_PA YABLE	375.00	Check		OUTSTANDING	
MASTER TEACHER, INC.	90733	5/19/2023	ACCOUNTS_PA YABLE	24.00	Check	6/2/2023	RECONCILED	
MEMORIAL OCC. HEALTH PHYS.	90734	5/19/2023	ACCOUNTS_PA YABLE	648.00	Check	6/2/2023	RECONCILED	
META SOLUTIONS	90735	5/19/2023	ACCOUNTS_PA YABLE	23,128.73	Check	6/2/2023	RECONCILED	
NATIONAL FFA ORGANIZATIO N	90736	5/19/2023	ACCOUNTS_PA YABLE	391.00	Check	6/2/2023	RECONCILED	
NEFF	90737	5/19/2023	ACCOUNTS_PA YABLE	25.90	Check	6/2/2023	RECONCILED	
NORTH CENTRAL OHIO ESC	90738	5/19/2023	ACCOUNTS_PA YABLE	825.09	Check	6/2/2023	RECONCILED	
OAK HALL INDUSTRIES, LLP	90739	5/19/2023	ACCOUNTS_PA YABLE	1,691.45	Check	6/2/2023	RECONCILED	
OHIO DRAIN DOCTORS	90740	5/19/2023	ACCOUNTS_PA YABLE	450.00	Check	6/2/2023	RECONCILED	
OHIO EDISON	90741	5/19/2023	ACCOUNTS_PA YABLE	23,391.17	Check	6/2/2023	RECONCILED	
OHIO HISTORY CONNECTION	90742	5/19/2023	ACCOUNTS_PA YABLE	1,165.00	Check		OUTSTANDING	
OSBA	90743	5/19/2023	ACCOUNTS_PA YABLE	315.00	Check		OUTSTANDING	
PAIGE BAYER	90744	5/19/2023	ACCOUNTS_PA YABLE	300.70	Check	6/2/2023	RECONCILED	
PAT'S PRINT SHOP, LLC	90745	5/19/2023	ACCOUNTS_PA YABLE	60.00	Check	6/2/2023	RECONCILED	
PAYSCHOOLS	90746	5/19/2023	ACCOUNTS_PA YABLE	4,058.25	Check	6/2/2023	RECONCILED	
PLOTNER HARDWARE	90747	5/19/2023	ACCOUNTS_PA YABLE	290.32	Check	6/2/2023	RECONCILED	
PROJECT LEAD THE WAY	90748	5/19/2023	ACCOUNTS_PA YABLE	5,600.00	Check	6/2/2023	RECONCILED	

North Union Local Schools

May 2023 AP Check Register

Primary Name	Check #	Date	Type	Amount	Check Type	Reconcile Date	Status	Void Date
ROBIN CARLYLE	90749	5/19/2023	ACCOUNTS_PA YABLE	\$ 164.71	Check	6/2/2023	RECONCILED	
ROBOEVENTS	90750	5/19/2023	ACCOUNTS_PA YABLE	950.00	Check	6/2/2023	RECONCILED	
RUSH TRUCK CENTERS	90751	5/19/2023	ACCOUNTS_PA YABLE	114.50	Check	6/2/2023	RECONCILED	
SCOTT MARUNIAK	90752	5/19/2023	ACCOUNTS_PA YABLE	300.00	Check	6/2/2023	RECONCILED	
SNIDER RECREATION, INC.	90753	5/19/2023	ACCOUNTS_PA YABLE	5,037.00	Check	6/2/2023	RECONCILED	
SPEER MECHANICAL	90754	5/19/2023	ACCOUNTS_PA YABLE	3,347.45	Check	6/2/2023	RECONCILED	
STAPLES BUSINESS DELIVERY	90755	5/19/2023	ACCOUNTS_PA YABLE	2,249.25	Check	6/2/2023	RECONCILED	
STEVE WEISS MUSIC INC.	90756	5/19/2023	ACCOUNTS_PA YABLE	49.95	Check	6/2/2023	RECONCILED	
TAMMY BORDERS	90757	5/19/2023	ACCOUNTS_PA YABLE	55.68	Check	6/2/2023	RECONCILED	
TERMINIX INTERNATIONAL	90758	5/19/2023	ACCOUNTS_PA YABLE	1,037.76	Check		OUTSTANDING	
TRIPLE P BARBEQUE LLC	90759	5/19/2023	ACCOUNTS_PA YABLE	435.00	Check	6/2/2023	RECONCILED	
TRITHIUM SOLUTIONS, LLC	90760	5/19/2023	ACCOUNTS_PA YABLE	10,514.50	Check	6/2/2023	RECONCILED	
UNION COUNTY SHERIFF'S OFFICE	90761	5/19/2023	ACCOUNTS_PA YABLE	25,000.00	Check	6/2/2023	RECONCILED	
VERIZON WIRELESS	90762	5/19/2023	ACCOUNTS_PA YABLE	15.06	Check	6/2/2023	RECONCILED	
XTEK PARTNERS, INC.	90763	5/19/2023	ACCOUNTS_PA YABLE	5,125.25	Check	6/2/2023	RECONCILED	
ZACHARY MAENZ	90764	5/19/2023	ACCOUNTS_PA YABLE	1,729.00	Check	6/2/2023	RECONCILED	
LOGAN MARTINO	90765	5/22/2023	ACCOUNTS_PA YABLE	216.89	Check	6/2/2023	RECONCILED	
WOLFF BROS. SUPPLY, INC.	90766	5/22/2023	ACCOUNTS_PA YABLE	13.73	Check	6/2/2023	RECONCILED	
ANTHONY AELKER	90767	5/26/2023	ACCOUNTS_PA YABLE	90.00	Check		OUTSTANDING	
CENGAGE LEARNING	90768	5/26/2023	ACCOUNTS_PA YABLE	1,341.73	Check	6/2/2023	RECONCILED	
DIRECT ENERGY BUSINESS	90769	5/26/2023	ACCOUNTS_PA YABLE	2,118.82	Check		OUTSTANDING	
EFFECTIVE UTILITY	90770	5/26/2023	ACCOUNTS_PA YABLE	3,036.00	Check	6/2/2023	RECONCILED	
ESC OF CENTRAL OHIO	90771	5/26/2023	ACCOUNTS_PA YABLE	3,683.43	Check	6/2/2023	RECONCILED	
FIELD SOURCE LLC	90772	5/26/2023	ACCOUNTS_PA YABLE	11,000.00	Check		OUTSTANDING	
GORDON FLESCH COMPANY, INC.	90773	5/26/2023	ACCOUNTS_PA YABLE	19,331.65	Check	6/2/2023	RECONCILED	
ILENE MICHA	90774	5/26/2023	ACCOUNTS_PA YABLE	1,108.00	Check	6/2/2023	RECONCILED	
JOHN DEERE FINANCIAL	90775	5/26/2023	ACCOUNTS_PA YABLE	15.99	Check	6/2/2023	RECONCILED	
KIMBALL MIDWEST	90776	5/26/2023	ACCOUNTS_PA YABLE	338.40	Check	6/2/2023	RECONCILED	

North Union Local Schools May 2023 AP Check Register

Primary Name	Check #	Date	Type	Amount	Check Type	Reconcile Date	Status	Void Date
KROGER COMPANY	90777	5/26/2023	ACCOUNTS_PAYABLE	\$ 2,750.24	Check	6/2/2023	RECONCILED	
LEVAN'S EXCAVATING, INC	90778	5/26/2023	ACCOUNTS_PAYABLE	154,910.75	Check		OUTSTANDING	
MEAGAN HORN	90779	5/26/2023	ACCOUNTS_PAYABLE	270.04	Check	6/2/2023	RECONCILED	
OASBO	90780	5/26/2023	ACCOUNTS_PAYABLE	1,245.00	Check		OUTSTANDING	
PAT'S PRINT SHOP, LLC	90781	5/26/2023	ACCOUNTS_PAYABLE	112.00	Check	6/2/2023	RECONCILED	
PLOTNER HARDWARE	90782	5/26/2023	ACCOUNTS_PAYABLE	32.77	Check	6/2/2023	RECONCILED	
RAIN ONE	90783	5/26/2023	ACCOUNTS_PAYABLE	13,150.00	Check		OUTSTANDING	
SHIFFLER EQUIPMENT SALES, INC.	90784	5/26/2023	ACCOUNTS_PAYABLE	950.30	Check		OUTSTANDING	
SOUTHERN COMPUTER WAREHOUSE	90785	5/26/2023	ACCOUNTS_PAYABLE	462.79	Check		OUTSTANDING	
VEX ROBOTICS, INC.	90786	5/26/2023	ACCOUNTS_PAYABLE	547.76	Check		OUTSTANDING	
	992658	5/5/2023	PAYROLL	464,810.78	Electronic	6/2/2023	RECONCILED	
NORTH UNION LOCAL BOARD OF ED.	992659	5/5/2023	ACCOUNTS_PAYABLE	13,332.14	Electronic	6/2/2023	RECONCILED	
NORTH UNION LOCAL BOARD OF ED.	992660	5/5/2023	ACCOUNTS_PAYABLE	2,000.00	Electronic	6/2/2023	RECONCILED	
	992661	5/11/2023	PAYROLL	1,023.03	Electronic	6/2/2023	RECONCILED	
NORTH UNION LOCAL BOARD OF ED.	992662	5/11/2023	ACCOUNTS_PAYABLE	14.83	Electronic	6/2/2023	RECONCILED	
NORTH UNION LOCAL BOARD OF ED.	992663	5/15/2023	ACCOUNTS_PAYABLE	31,185.00	Electronic	6/2/2023	RECONCILED	
	992664	5/22/2023	PAYROLL	483,083.57	Electronic	6/2/2023	RECONCILED	
NORTH UNION LOCAL BOARD OF ED.	992665	5/22/2023	ACCOUNTS_PAYABLE	13,503.14	Electronic	6/2/2023	RECONCILED	
NORTH UNION LOCAL BOARD OF ED.	992666	5/22/2023	ACCOUNTS_PAYABLE	140,982.00	Electronic	6/2/2023	RECONCILED	
STARK COUNTY COG	992667	5/22/2023	ACCOUNTS_PAYABLE	271,004.96	Electronic	6/2/2023	RECONCILED	
STARK COUNTY COG	992668	5/22/2023	ACCOUNTS_PAYABLE	100.00	Electronic	6/2/2023	RECONCILED	
Grand Total				\$ 2,222,465.51				

FINAL APPROPRIATIONS FY 2023



North Union Local School District
Regular Session - June 19, 2023
Final Appropriations Resolution Summary FY 2023

Fund #	Fund Name	Amount of Final Appropriations FY 2023	% of Total Final Appropriations
0010000	General Fund	\$20,190,522.89	70.39%
0019121	General Fund - Supplies	\$1,204,541.63	4.20%
0019122	General Fund - Capital Outlay	\$1,665,771.16	5.81%
0020000	Bond Retirement Fund	\$668,700.00	2.33%
0030000	Permanent Improvement Fund	\$1,135,500.00	3.96%
0060000	Food Services	\$935,965.08	3.26%
0079004	McElheny Scholarship	\$8,000.00	0.03%
0079005	McMahon/Mike's Roof Scholarship	\$0.00	0.00%
0079006	Craig Cooley Scholarship	\$1,000.00	0.00%
0079007	Kevin Smith Scholarship	\$3,000.00	0.01%
0079010	Byhalia-York Scholarship	\$750.00	0.00%
0079012	Richwood Police Scholarship	\$0.00	0.00%
0079013	Young Arts Scholarship	\$1,000.00	0.00%
0079014	Richwood Garden Club Scholarship	\$650.00	0.00%
0079017	Caleb Delp Scholarship	\$0.00	0.00%
0079019	Houk Scholarship	\$1,500.00	0.01%
0079021	Ruth Weller Scholarship	\$1,500.00	0.01%
0079022	Arts Memorial Scholarship	\$500.00	0.00%
0079023	Fox Scholarship	\$0.00	0.00%
0079024	Spielman Scholarship	\$0.00	0.00%
0079126	O'Reilly Scholarship	\$500.00	0.00%
0079127	Research & Design Scholarship	\$5,000.00	0.02%
0079128	Liggacy/Null Scholarship	\$1,000.00	0.00%
0079999	Parrott Scholarship	\$1,000.00	0.00%
0189050	MS Principal Fund	\$51,751.91	0.18%
0189060	HS Principal Fund	\$17,673.17	0.06%
0189070	Elementary Principal Fund	\$72,326.80	0.25%
0340000	Maintenance Fund	\$375,486.19	1.31%
709021	IMPACT60/Daniels	\$45,183.73	0.16%
2000000	Activity Accounts - Student Managed	\$44,026.97	0.15%
3000000	Account Accounts - District Managed	\$355,226.53	1.24%
4510000	Network Connectivity Grant	\$5,400.00	0.02%
4670000	Student Wellness/Success Fund	\$540,507.16	1.88%
4999022	School Bus Purchase FY 2022	\$0.00	0.00%
4999023	AG School Safety Grant FY23	\$7,701.23	0.03%
5079121	ESSER II FY 2021	\$101,307.91	0.35%
5079022	ESSER III FY 2022-2024	\$455,837.21	1.59%
5079122	ARP - Homeless FY 2022-2024	\$6,551.31	0.02%
5079023	ARP Targeted Homeless FY 2023	\$16,500.00	0.06%
5169022	IDEA-B FY 2022	\$54,878.59	0.19%
5169023	IDEA-B FY 2023	\$332,715.76	1.16%
5169122	IDEA-B ARP FY 2022-2024	\$68,478.57	0.24%
5729023	Title I FY 2023	\$160,810.79	0.56%
5849023	Title IV-A Student Support FY 2023	\$12,178.66	0.04%
5879023	Preschool Disabilities FY 2023	\$10,224.14	0.04%
5879222	Preschool Disabilities ARP FY 2022-2024	\$4,658.07	0.02%
5909023	Title II-A FY 2023	\$33,999.77	0.12%
5999023	School Safety Grant FY 2023	\$47,123.05	0.16%
5999123	NLSP Cafeteria Equipment FY 2023	\$35,000.00	0.12%
	Totals	\$28,681,948.28	100.00%

Amounts do NOT include Carryover Encumbrances